

- Wireless, RF SAW Filter
- Revision 0: March 2013

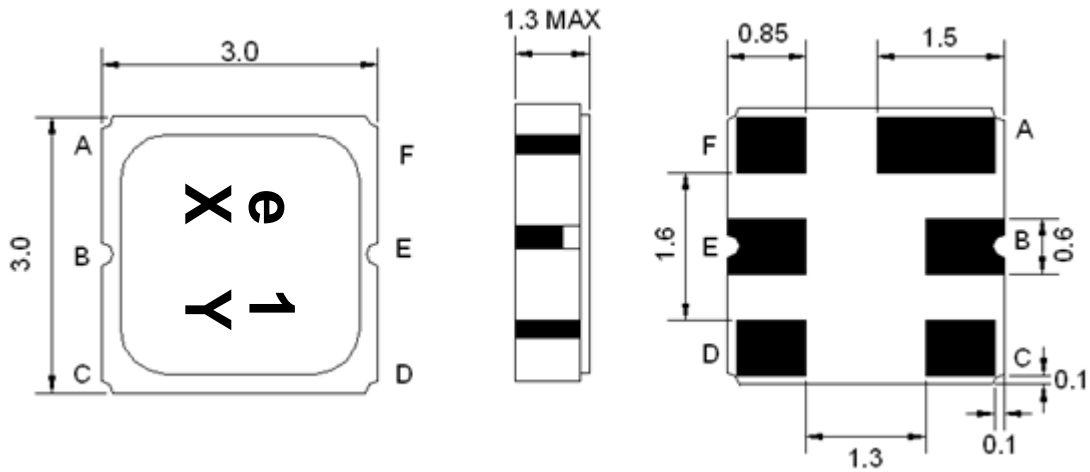
## Electrical Characteristics

MAXIMUM RATINGS				
PARAMETERS DESCRIPTION	UNIT	MINIMUM	TYPICAL	MAXIMUM
Operating Temperature Range	°C	-30	-	+85
Storage Temperature Range	°C	-40	-	+85
Maximum DC Voltage	V	-	-	0
Maximum Input Power	dBm	-	-	10
Source Impedance (single ended) <sup>(1)</sup>	Ω	-	50	-
Load Impedance (single ended) <sup>(1)</sup>	Ω	-	50	-
Package type & size	S20			
Length x Width	mm <sup>2</sup>	-	3.0 x 3.0	-
Height	mm	-	-	1.3

ELECTRICAL SPECIFICATION				
PARAMETERS DESCRIPTION	UNIT	MINIMUM	TYPICAL	MAXIMUM
Center Frequency (Fo)	MHz	-	2250.0	-
Insertion Loss within 2230.0 ~ 2270.0 MHz	dB	-	1.9	3.0
Amplitude Ripple within 2230.0 ~ 2270.0 MHz	dB <sub>p-p</sub>	-	0.9	1.5
<b>Attenuation:</b>				
2180.0 MHz	dB	15	23	-
2320.0 MHz	dB	35	55	-
VSWR within 2230.0 ~ 2270.0 MHz	-	-	1.8	2.2

**Notes:** (1) No Matching Network

## Package Dimensions



Marking Descriptions	
e	Wireless Application
1	Series Number
X	Date Code (Year)
Y	Date Code (Month)

Pin Description	
A, C, D, F	Ground
E	In or Out
B	Out or In

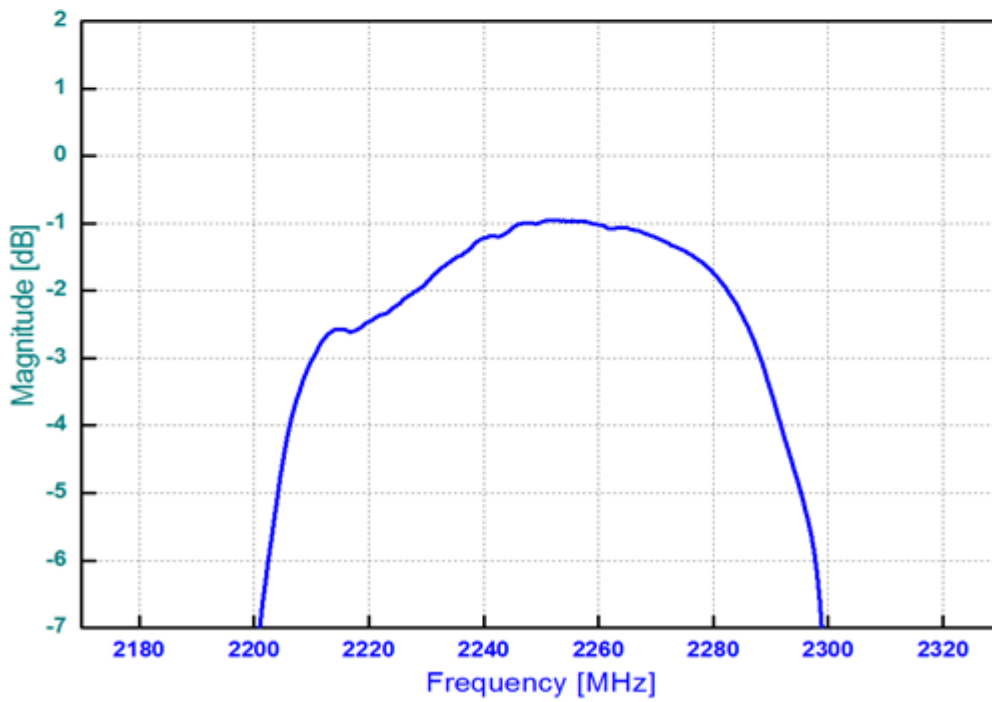
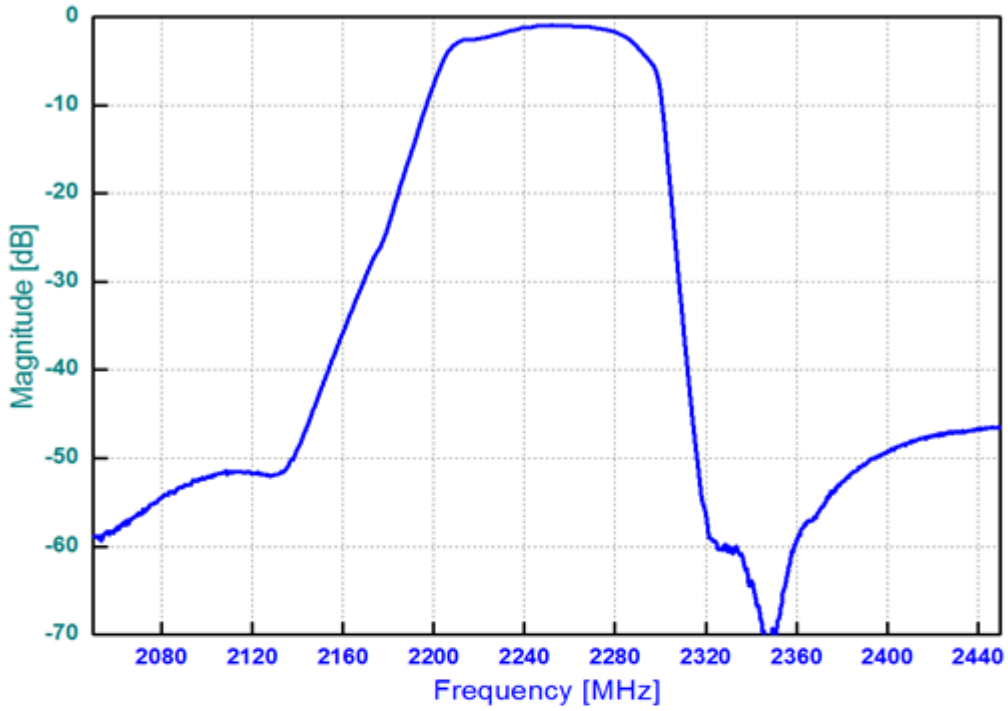
## Testing Environment



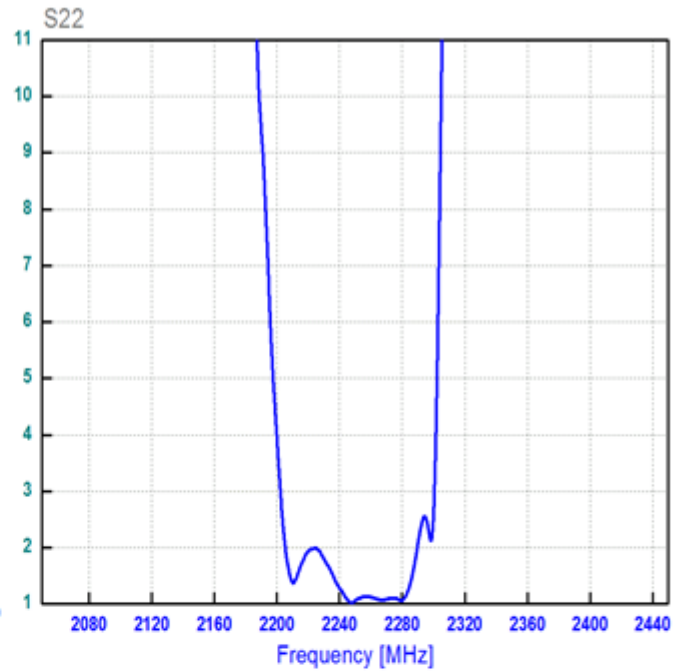
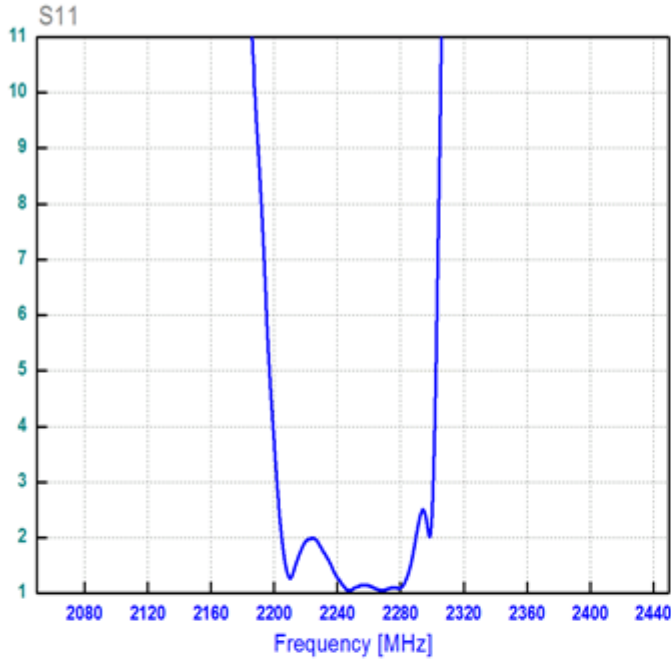
Source & Load Impedance: 50  $\Omega$

## Frequency Characteristics

Frequency Response



### VSWR



### Smith Chart

