

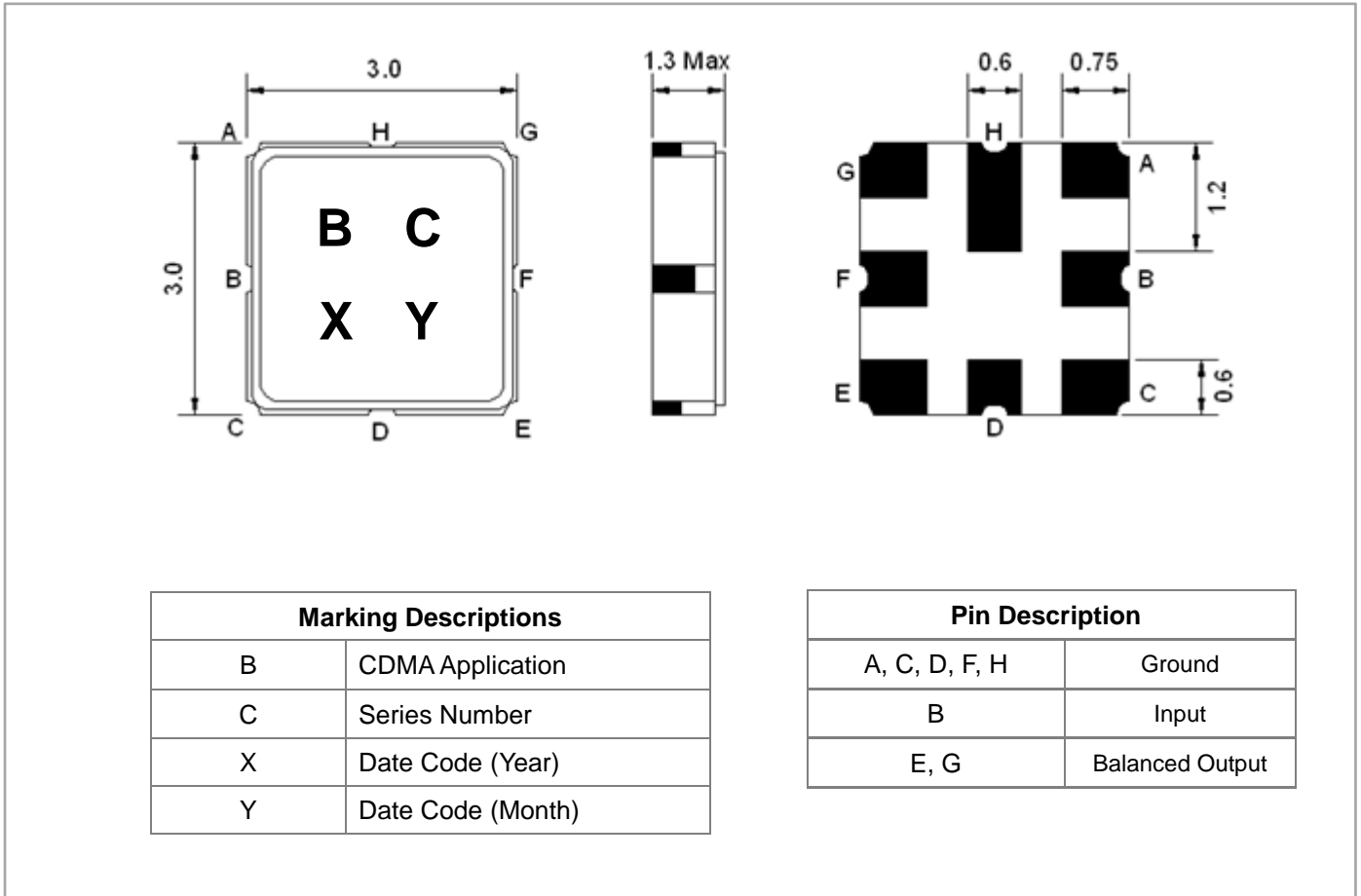
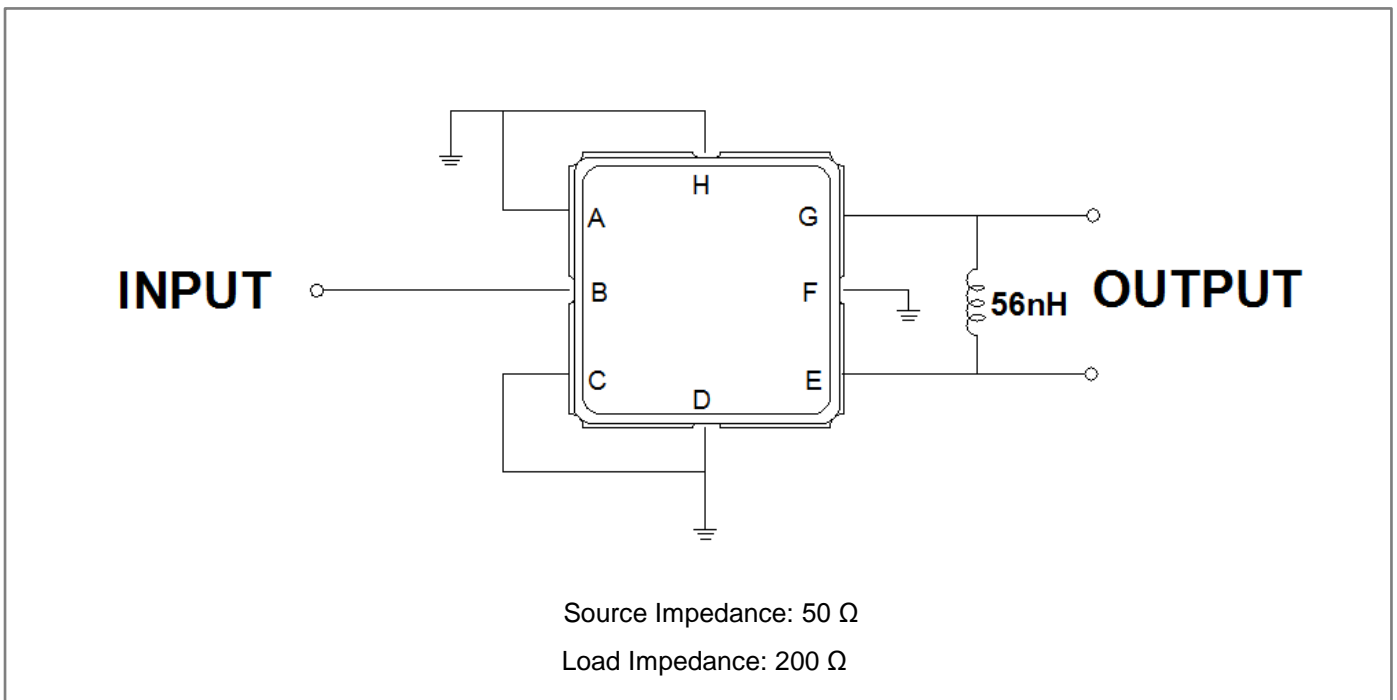
- CDMA, RF-Rx Balanced SAW Filter
- Revision 0: January 2013

### Electrical Characteristics

MAXIMUM RATING				
PARAMETERS DESCRIPTION	UNIT	MINIMUM	TYPICAL	MAXIMUM
Operating Temperature Range	°C	-30	-	+80
Storage Temperature Range	°C	-40	-	+85
Maximum DC Voltage	V	-	-	5
Maximum Input Power	dBm	-	-	5
Source Impedance (unbalanced) <sup>(1)</sup>	Ω	-	50	-
Load Impedance (balanced) <sup>(1)</sup>	Ω	-	200//56nH	-
Package type & size	S21			
Length x Width	mm <sup>2</sup>	-	3.0 x 3.0	-
Height	mm	-	-	1.3

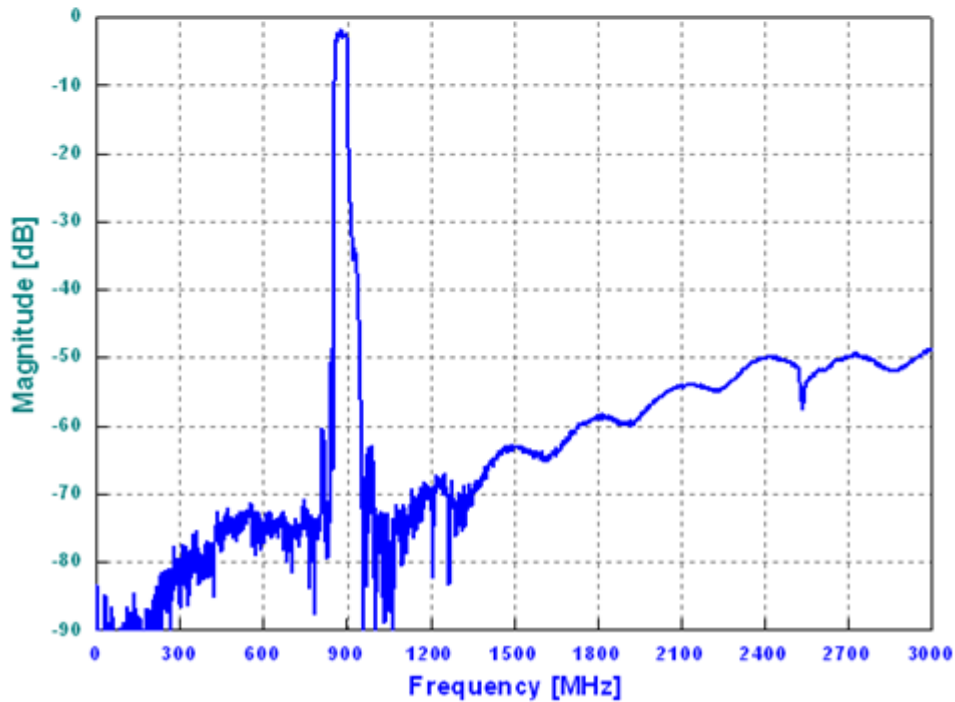
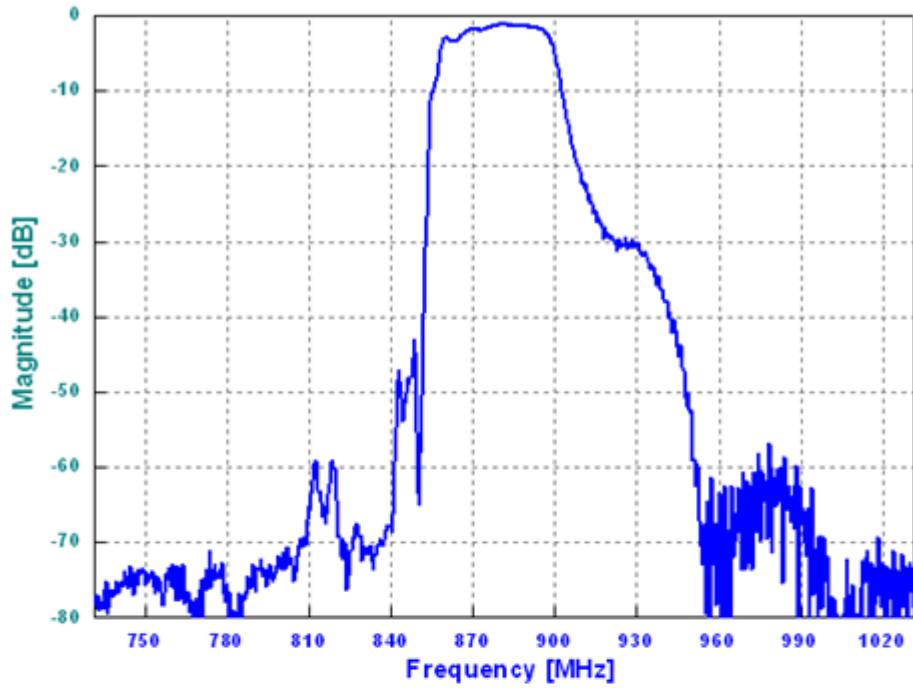
ELECTRICAL SPECIFICATION				
PARAMETERS DESCRIPTION	UNIT	MINIMUM	TYPICAL	MAXIMUM
Center Frequency (Fo)	MHz	-	881.5	-
Insertion Loss within 869.0 ~ 894.0 MHz	dB	-	2.2	3.0
Amplitude Ripple within 869.0 ~ 894.0 MHz	dB <sub>p-p</sub>	-	0.8	1.5
<b>Attenuation:</b>				
D.C. ~ 824.0 MHz	dB	50	60	-
824.0 ~ 849.0 MHz	dB	35	44	-
924.0 ~ 970.0 MHz	dB	25	30	-
970.0 ~ 1300.0 MHz	dB	50	65	-
1300.0 ~ 2000.0 MHz	dB	40	55	-
2000.0 ~ 3000.0 MHz	dB	30	50	-
VSWR within 869.0 ~ 894.0 MHz	-	-	1.8	2.2

**Notes:** (1) With Matching Network

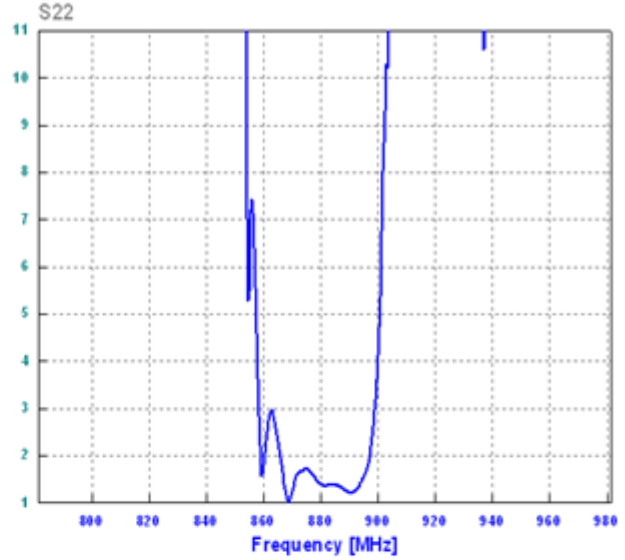
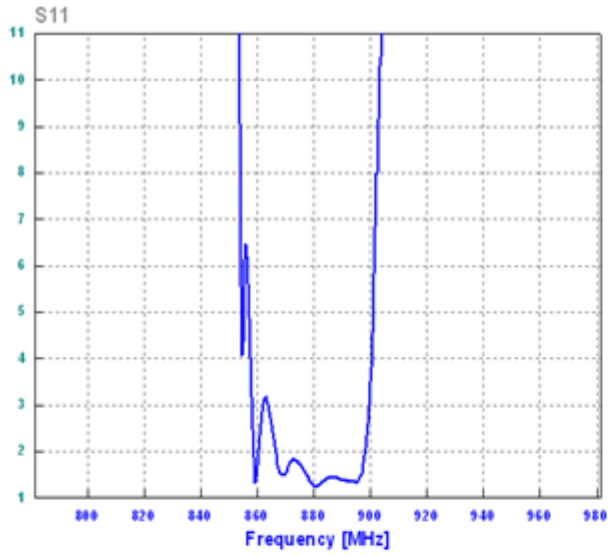
**Package Dimensions**

**Testing Environment**


**Frequency Characteristics**

**Frequency Response**



**VSWR**



**Smith Chart**

