

- Wireless, RF SAW Filter
- Revision 0: December 2010

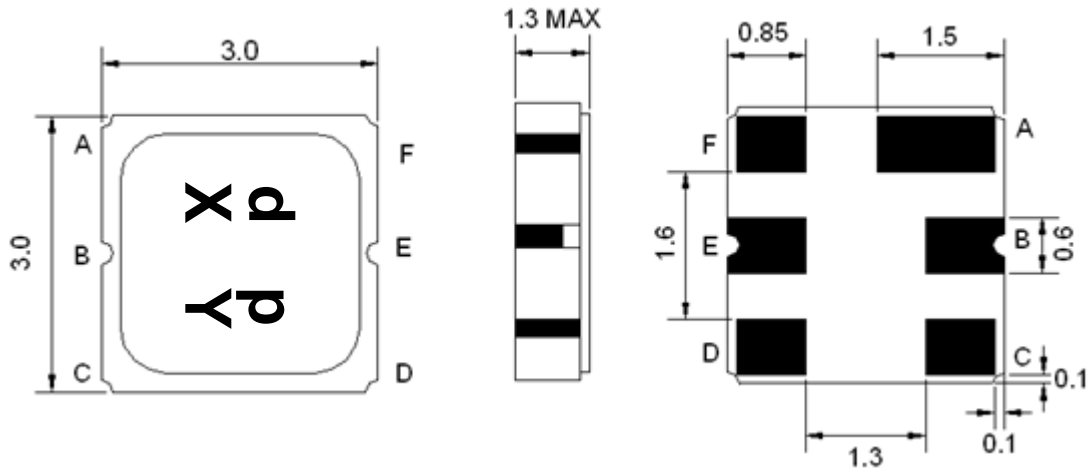
Electrical Characteristics

MAXIMUM RATINGS				
PARAMETERS DESCRIPTION	UNIT	MINIMUM	TYPICAL	MAXIMUM
Operating Temperature Range	°C	-30	-	+85
Storage Temperature Range	°C	-40	-	+85
Maximum DC Voltage	V	-	-	0
Maximum Input Power	dBm	-	-	15
Source Impedance (single ended) ⁽¹⁾	Ω	-	50	-
Load Impedance (single ended) ⁽¹⁾	Ω	-	50	-
Package type & size	S20			
Length x Width	mm ²	-	3.0 x 3.0	-
Height	mm	-	-	1.3

ELECTRICAL SPECIFICATION				
PARAMETERS DESCRIPTION	UNIT	MINIMUM	TYPICAL	MAXIMUM
Center Frequency (Fo)	MHz	-	440.0	-
Insertion Loss within 439.5 ~ 440.5 MHz	dB	-	1.5	3.0
Amplitude Ripple within 439.5 ~ 440.5 MHz	dB _{p-p}	-	0.3	1.0
Attenuation:				
418.6 MHz	dB	45	55	-
461.4 MHz	dB	45	55	-
VSWR within 439.5 ~ 440.5 MHz	-	-	1.4	2.0

Notes: (1) No Matching Network

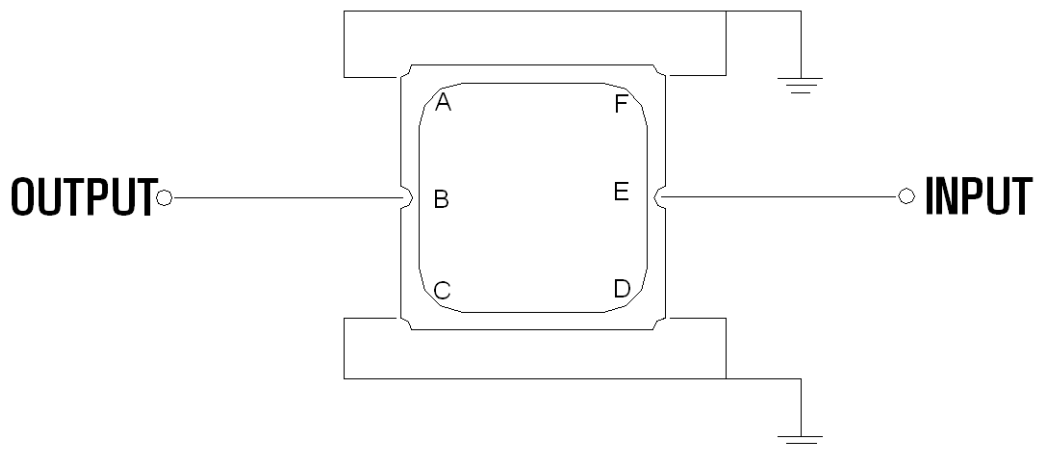
Package Dimensions



Marking Descriptions	
d	Wireless Application
p	Series Number
X	Date Code (Year)
Y	Date Code (Month)

Pin Description	
A, C, D, F	Ground
E	In or Out
B	Out or In

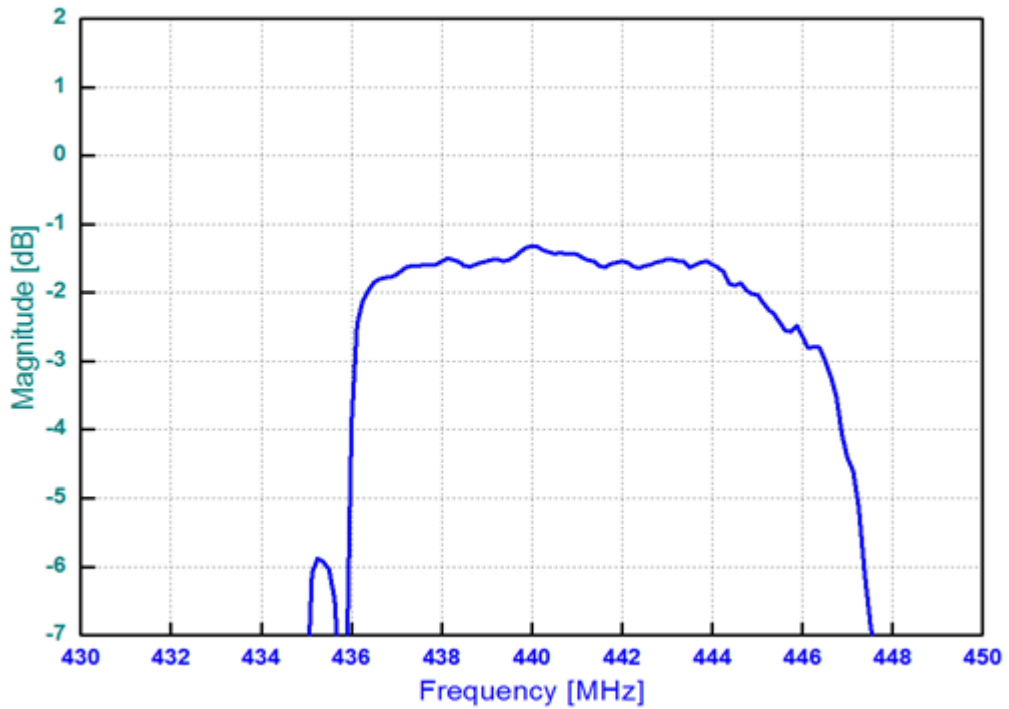
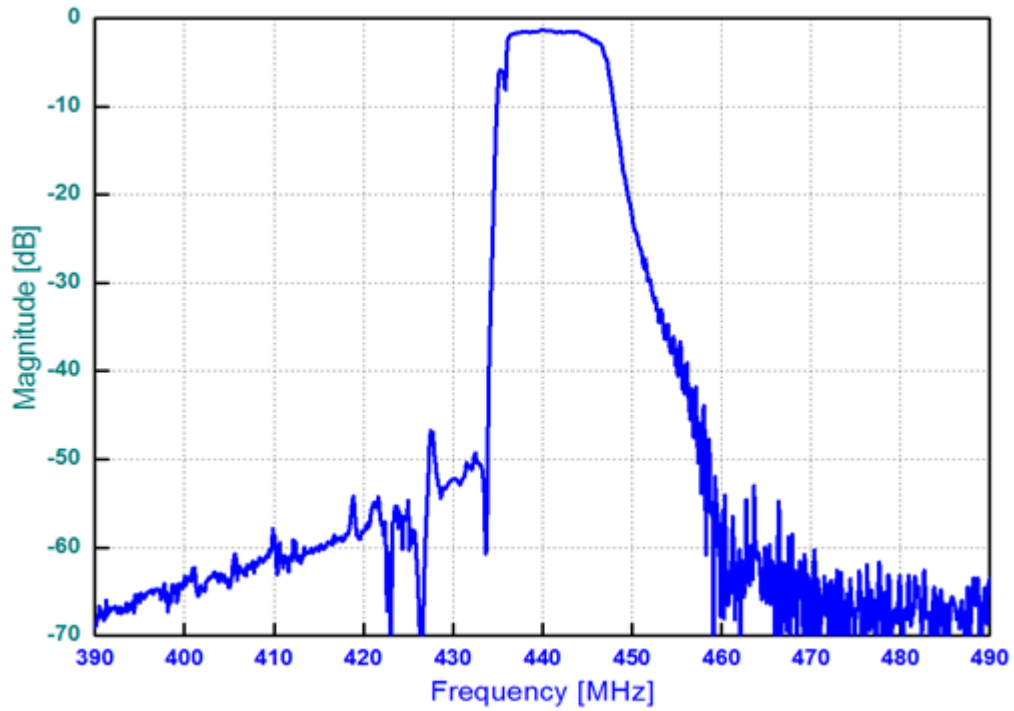
Testing Environment



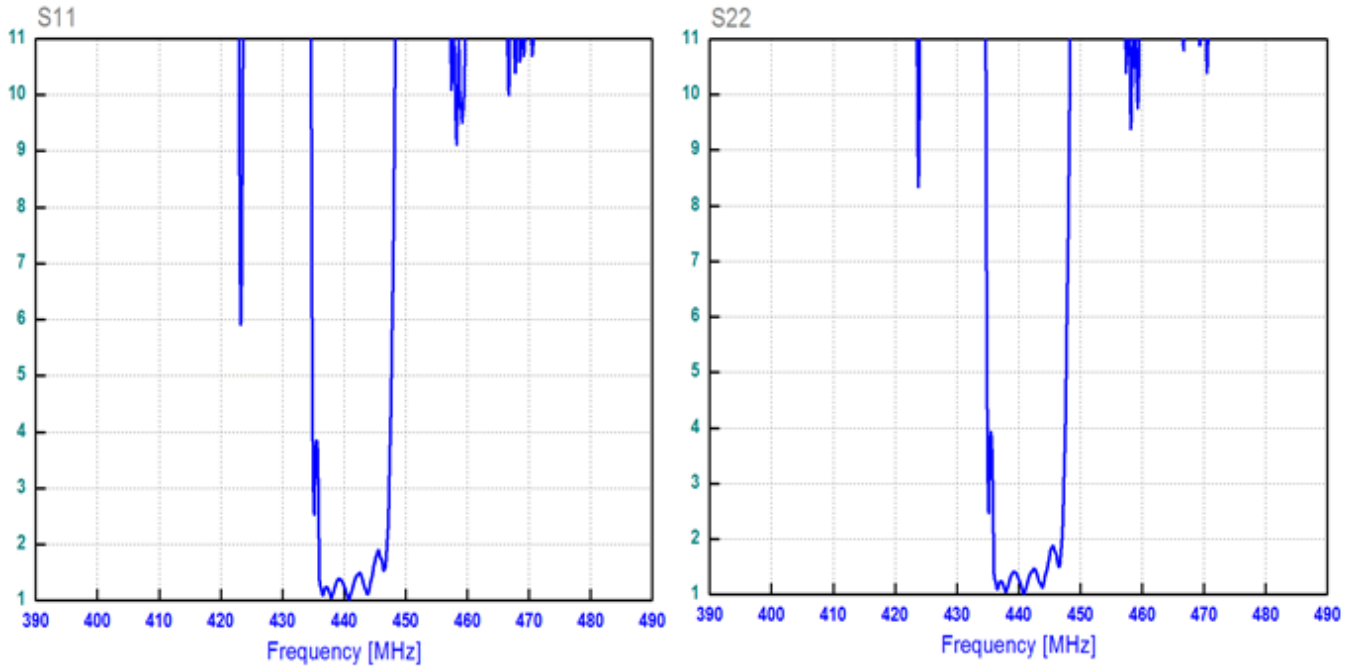
Source & Load Impedance: 50 Ω

Frequency Characteristics

Frequency Response



VSWR



Smith Chart

