

- Wireless, RF SAW Filter
- Revision 0: September 2012

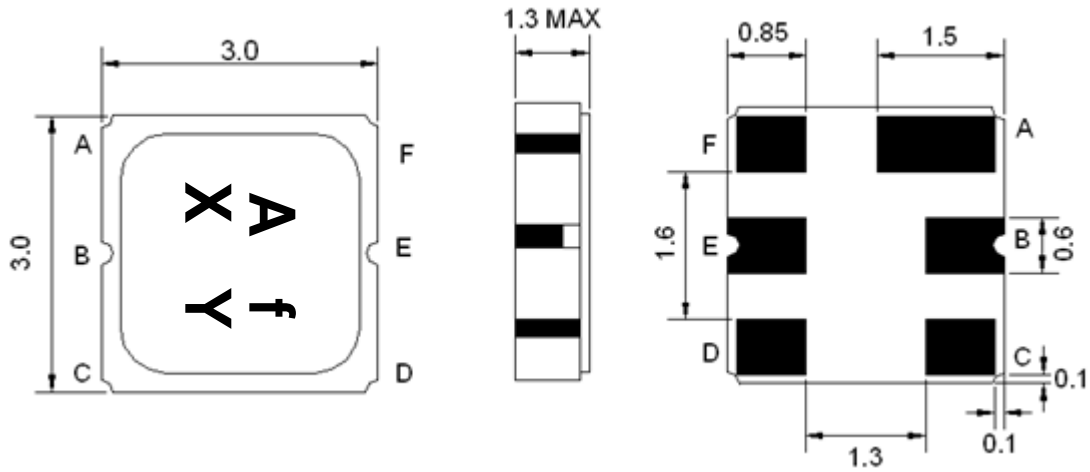
Electrical Characteristics

MAXIMUM RATINGS				
PARAMETERS DESCRIPTION	UNIT	MINIMUM	TYPICAL	MAXIMUM
Operating Temperature Range	°C	-30	-	+80
Storage Temperature Range	°C	-40	-	+85
Maximum DC Voltage	V	-	-	0
Maximum Input Power	dBm	-	-	27
Source Impedance (single ended) ⁽¹⁾	Ω	-	50	-
Load Impedance (single ended) ⁽¹⁾	Ω	-	50	-
Package type & size	S20			
Length x Width	mm ²	-	3.0 x 3.0	-
Height	mm	-	-	1.3

ELECTRICAL SPECIFICATION				
PARAMETERS DESCRIPTION	UNIT	MINIMUM	TYPICAL	MAXIMUM
Center Frequency (Fo)	MHz	-	421.9	-
Insertion Loss within 421.4 ~ 422.4 MHz	dB	-	2.5	3.2
Amplitude Ripple within 421.4 ~ 422.4 MHz	dB _{p-p}	-	0.3	0.6
Attenuation:				
400.5 MHz	dB	45	55	-
443.3 MHz	dB	40	50	-
VSWR within 421.4 ~ 422.4 MHz	-	-	1.5	2.0

Notes: (1) No Matching Network

Package Dimensions



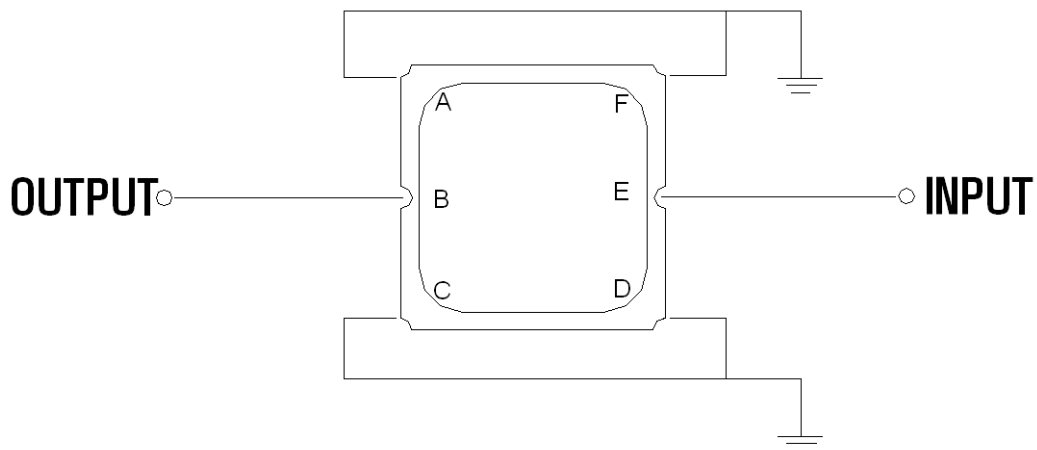
Marking Descriptions

A	Wireless Application
f	Series Number
X	Date Code (Year)
Y	Date Code (Month)

Pin Description

A, C, D, F	Ground
E	In or Out
B	Out or In

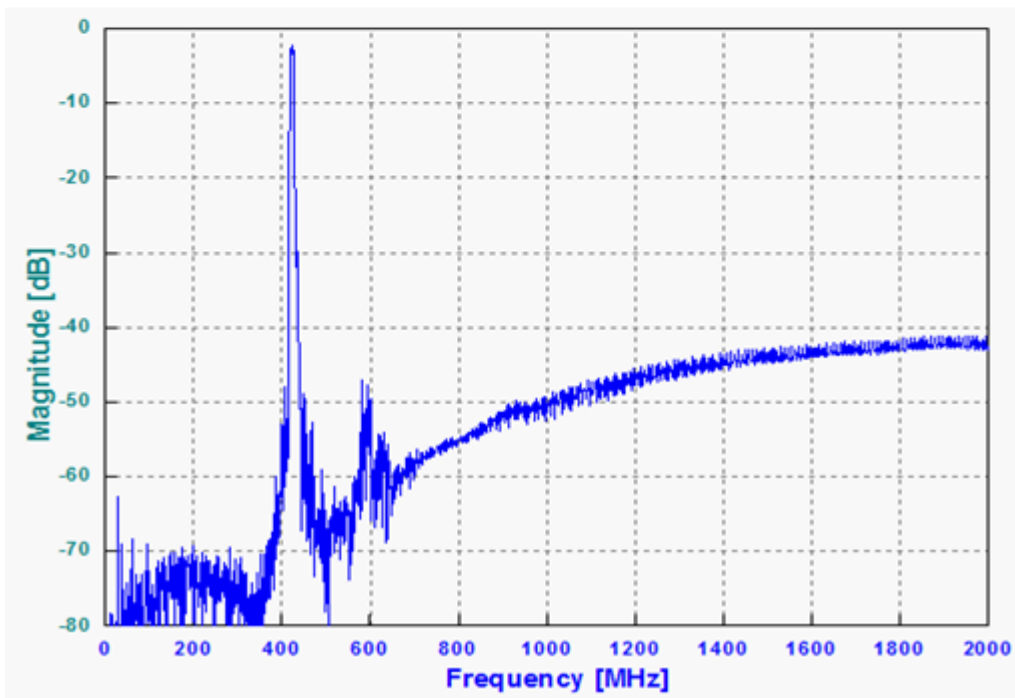
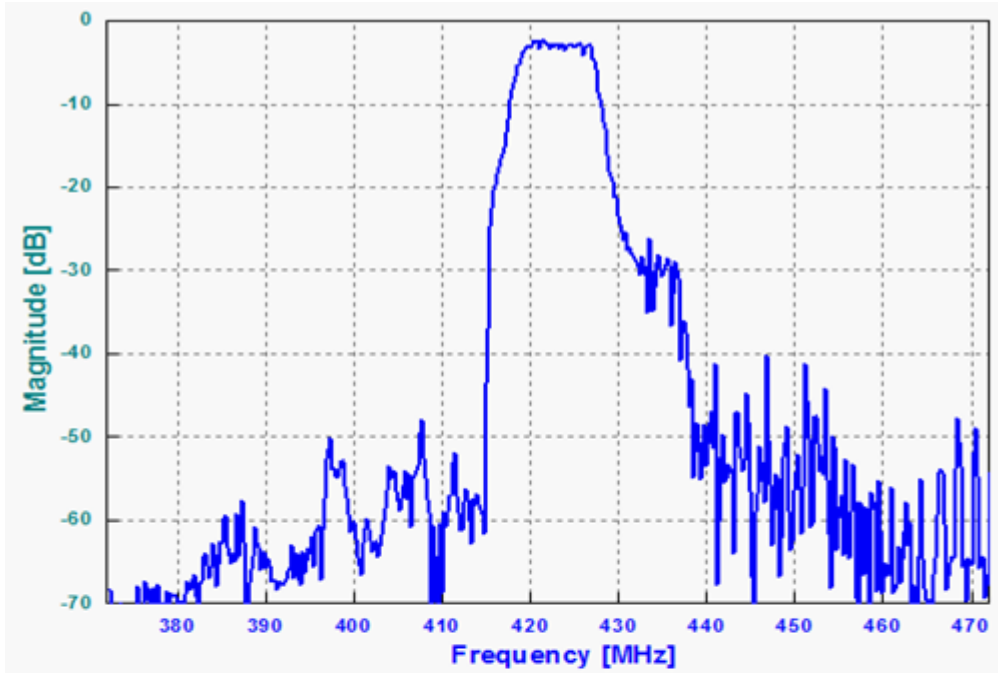
Testing Environment



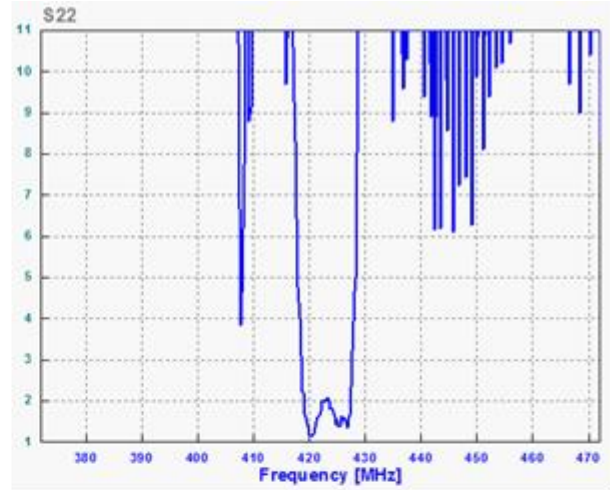
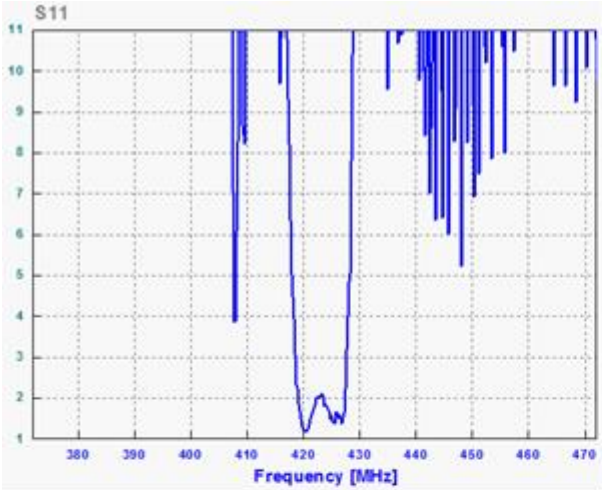
Source & Load Impedance: 50 Ω

Frequency Characteristics

Frequency Response



VSWR



Smith Chart

