

- Wireless, RF SAW Filter
- Revision 0: December 2011

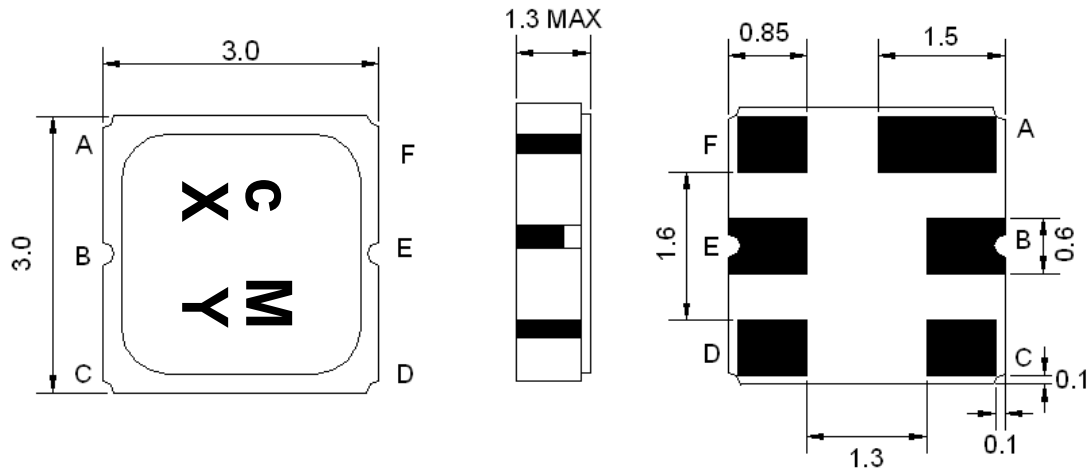
Electrical Characteristics

MAXIMUM RATING				
PARAMETERS DESCRIPTION	UNIT	MINIMUM	TYPICAL	MAXIMUM
Operating Temperature Range	°C	-30	-	+85
Storage Temperature Range	°C	-40	-	+85
Maximum DC Voltage	V	-	-	0
Maximum Input Power	dBm	-	-	10
Source Impedance (single ended) ⁽¹⁾	Ω	-	50	-
Load Impedance (single ended) ⁽¹⁾	Ω	-	50	-
Package type & size	M			
Length x Width	mm ²	-	3.0 x 3.0	-
Height	mm	-	-	1.3

ELECTRICAL SPECIFICATION				
PARAMETERS DESCRIPTION	UNIT	MINIMUM	TYPICAL	MAXIMUM
Center Frequency (Fo)	MHz	-	867.5	-
Insertion Loss within 860.0 ~ 875.0 MHz	dB	-	2.6	3.5
Amplitude Ripple within 860.0 ~ 875.0 MHz	dB _{p-p}	-	0.9	1.5
Attenuation:				
815.0 ~ 830.0 MHz	dB	40	47	-
VSWR within 860.0 ~ 875.0 MHz	-	-	2.0	2.3

Notes: (1) No Matching Network

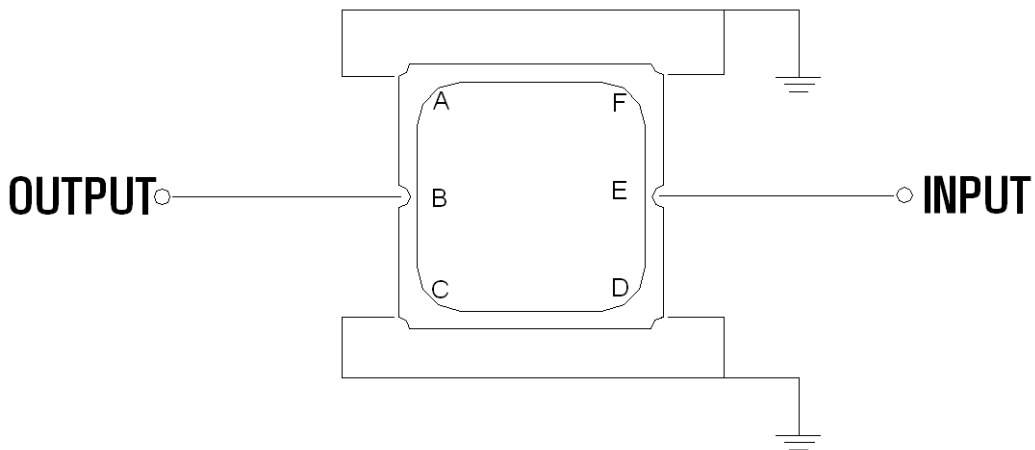
Package Dimensions



Marking Descriptions	
c	Wireless Application
M	Series Number
X	Date Code (Year)
Y	Date Code (Month)

Pin Description	
A, C, D, F	Ground
E	In or Out
B	Out or In

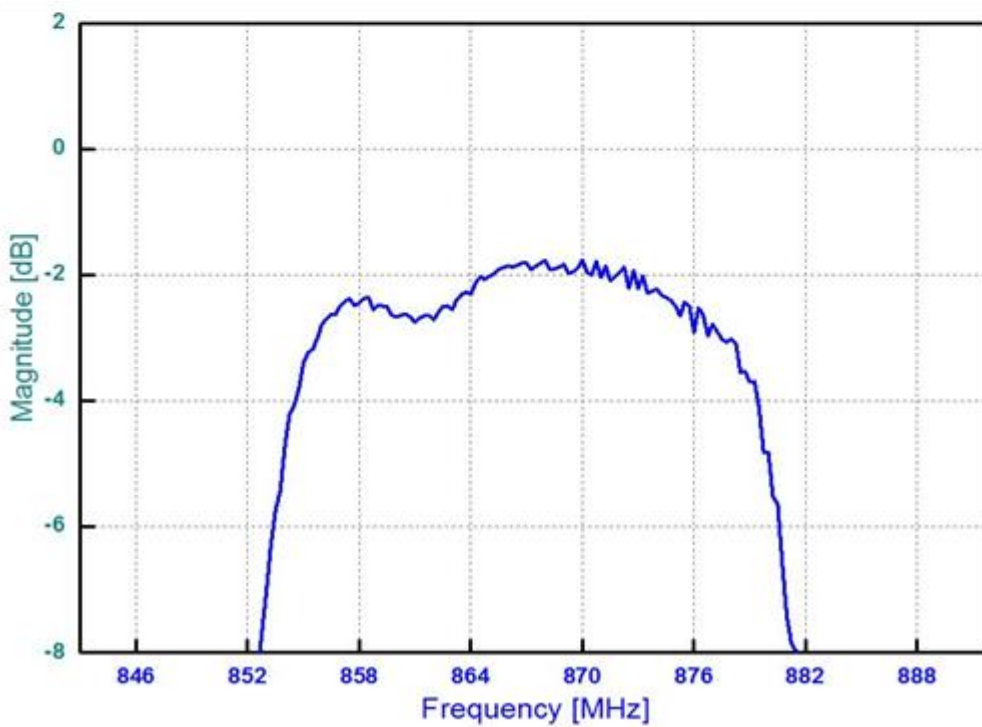
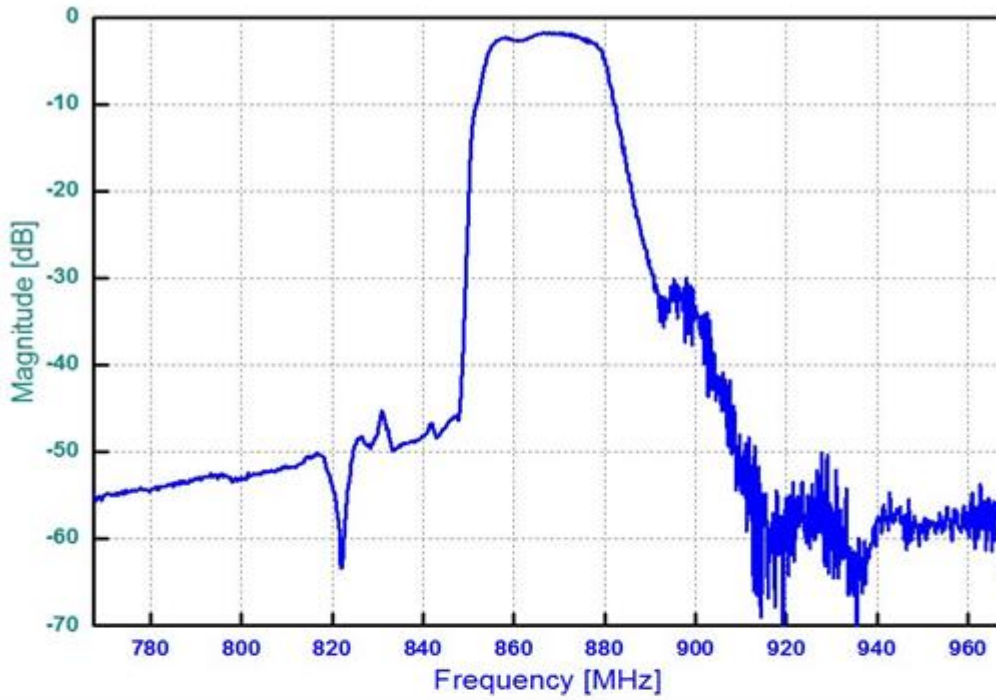
Testing Environment



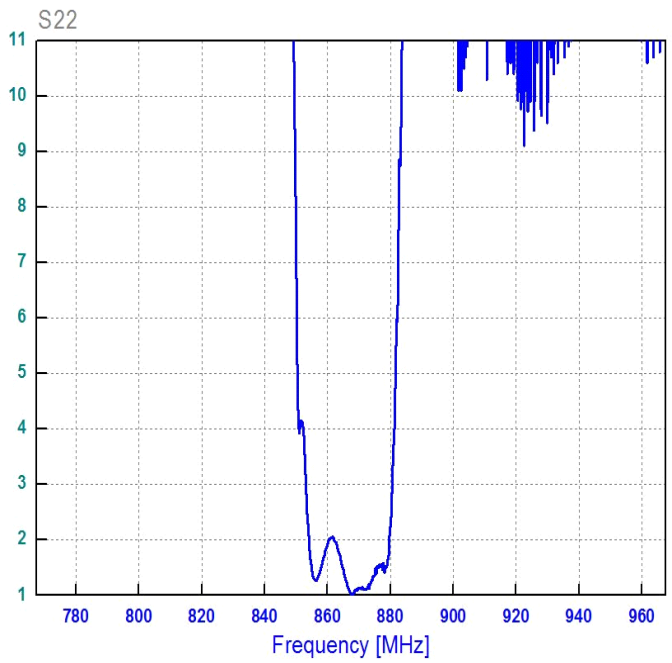
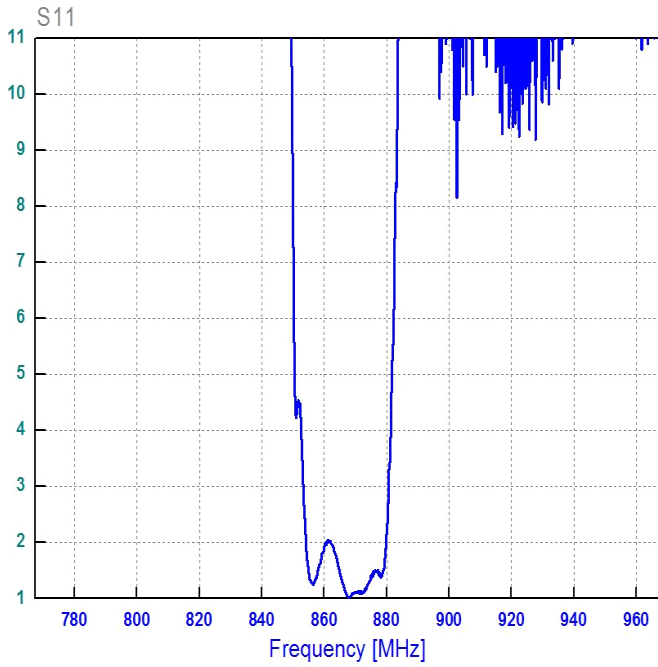
Source & Load Impedance: 50 Ω

Frequency Characteristics

Frequency Response



VSWR



Smith Chart

