

- iDEN Rx, RF SAW Filter
- Revision 0: April 2005

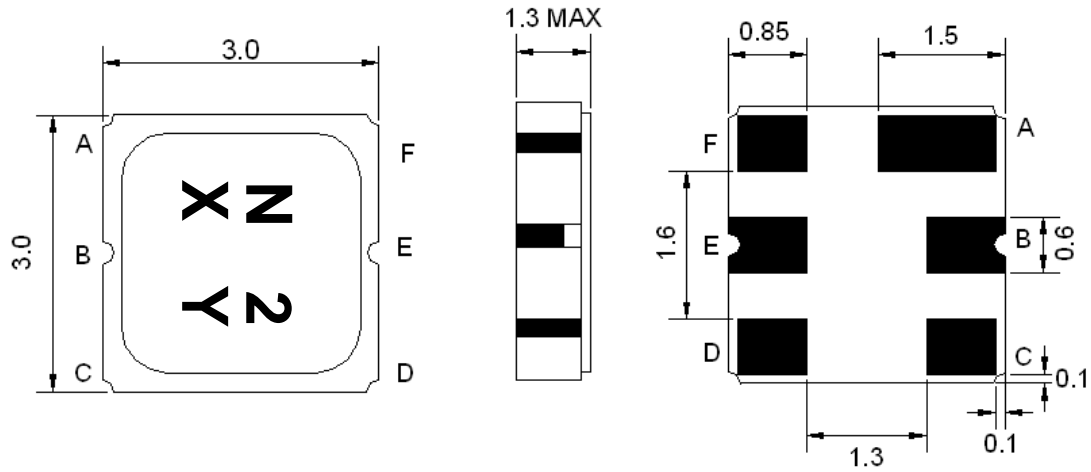
Electrical Characteristics

MAXIMUM RATING				
PARAMETERS DESCRIPTION	UNIT	MINIMUM	TYPICAL	MAXIMUM
Operating Temperature Range	°C	-30	-	+70
Storage Temperature Range	°C	-40	-	+85
Maximum DC Voltage	V	-	-	5
Maximum Input Power	dBm	-	-	15
Source Impedance (single ended) ⁽¹⁾	Ω	-	50	-
Load Impedance (single ended) ⁽¹⁾	Ω	-	50	-
Package type & size	M			
Length x Width	mm ²	-	3.0 x 3.0	-
Height	mm	-	-	1.3

ELECTRICAL SPECIFICATION				
PARAMETERS DESCRIPTION	UNIT	MINIMUM	TYPICAL	MAXIMUM
Center Frequency (Fo)	MHz	-	860.5	-
Insertion Loss within 851 ~ 870 MHz	dB	-	2.2	3.0
Group delay ripple within 851 ~ 870 MHz	ns _{p-p}	-	15	40
Amplitude Ripple within 851 ~ 870 MHz	dB _{p-p}	-	0.6	1.5
Attenuation:				
D.C. ~ 806 MHz	dB	45	55	-
806 ~ 821 MHz	dB	40	47	-
896 ~ 902 MHz	dB	28	34	-
905.825 ~ 924.825 MHz	dB	27	39	-
960 ~ 979 MHz	dB	37	53	-
1070 ~ 1089 MHz	dB	47	51	-
1089 ~ 3000 MHz	dB	27	32	-
VSWR within 851 ~ 870 MHz	-	-	1.6	2.0

Notes: (1) No Matching Network (Ref. Testing Environment Circuit as shown below).

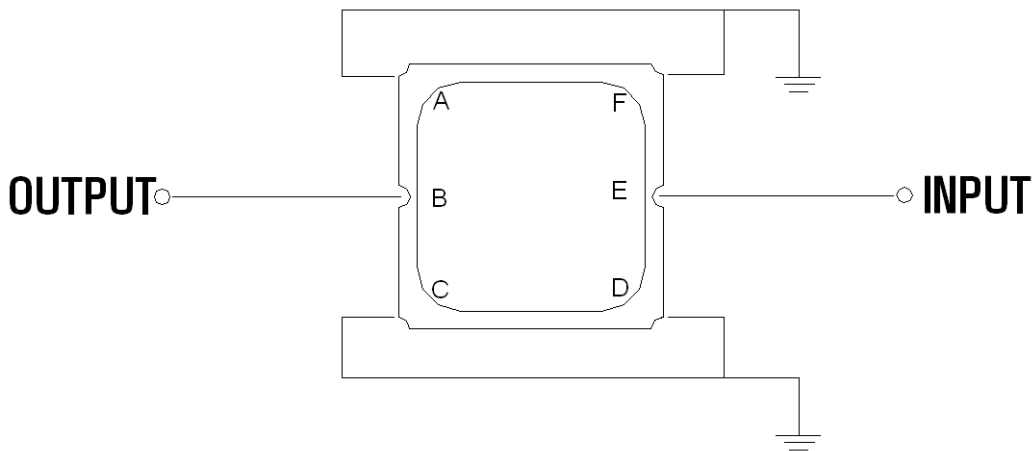
Package Dimensions



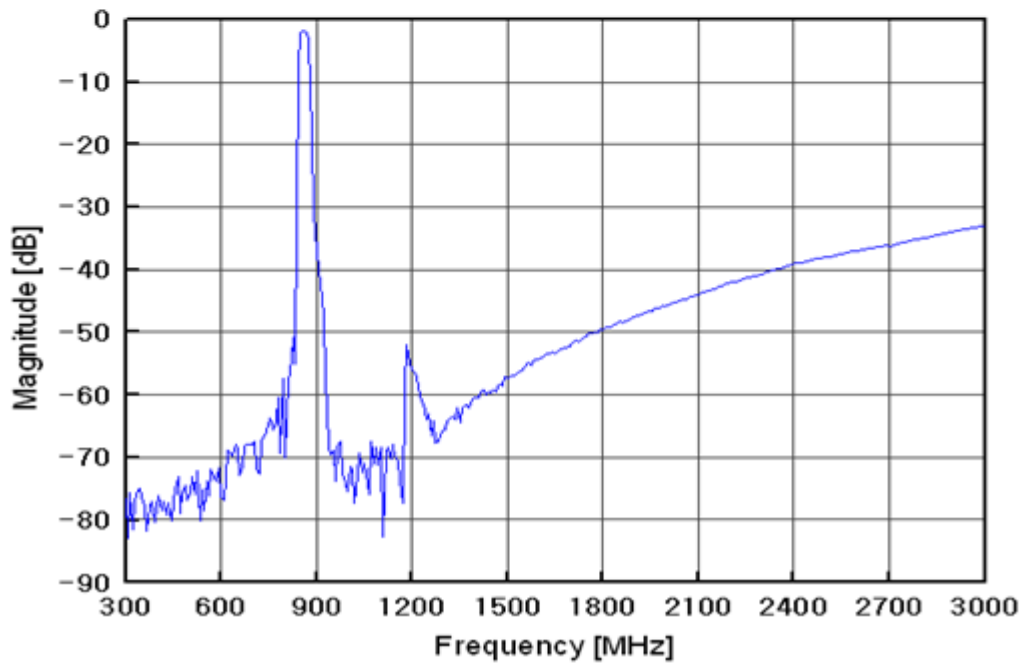
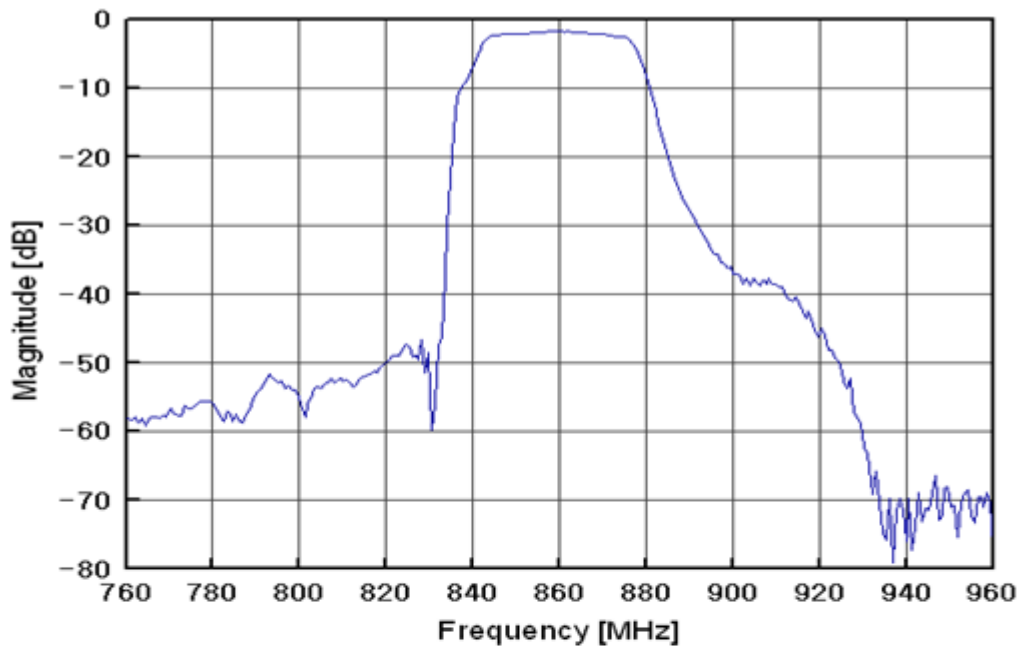
Marking Descriptions	
N	iDEN Application
2	Series Number
X	Date Code (Year)
Y	Date Code (Month)

Pin Description	
A, C, D, F	Ground
E	In
B	Out

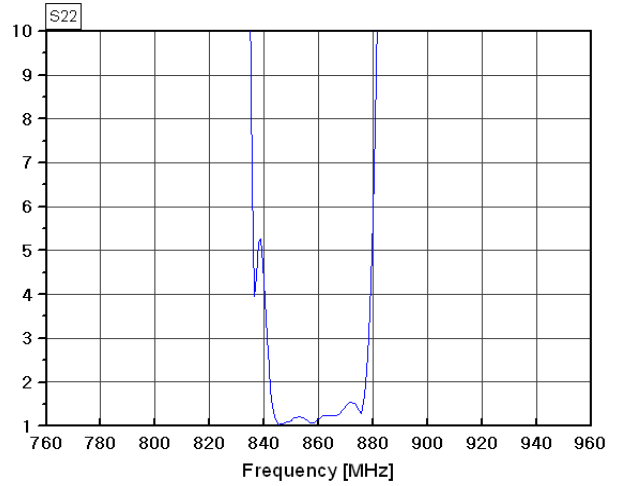
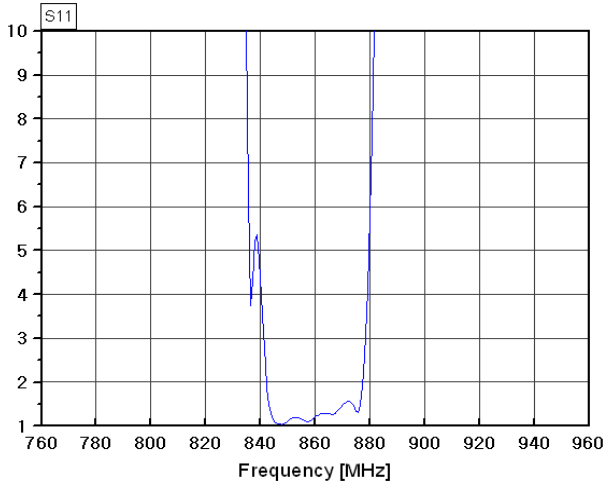
Testing Environment



Source & Load Impedance: 50 Ω

Frequency Characteristics**Frequency Response**

VSWR



Smith Chart

