

- Wireless, RF SAW Filter
- Revision 0: February 2011

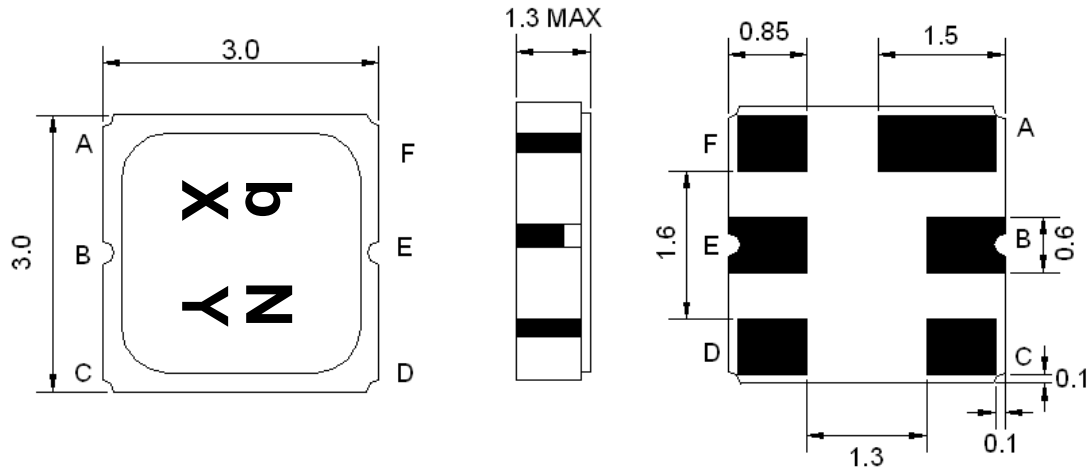
Electrical Characteristics

MAXIMUM RATING				
PARAMETERS DESCRIPTION	UNIT	MINIMUM	TYPICAL	MAXIMUM
Operating Temperature Range	°C	-30	-	+85
Storage Temperature Range	°C	-40	-	+85
Maximum DC Voltage	V	-	-	0
Maximum Input Power	dBm	-	-	10
Source Impedance (single ended) ⁽¹⁾	Ω	-	50	-
Load Impedance (single ended) ⁽¹⁾	Ω	-	50	-
Package type & size	M			
Length x Width	mm ²	-	3.0 x 3.0	-
Height	mm	-	-	1.3

ELECTRICAL SPECIFICATION				
PARAMETERS DESCRIPTION	UNIT	MINIMUM	TYPICAL	MAXIMUM
Center Frequency (Fo)	MHz	-	840.0	-
Insertion Loss within 835.0 ~ 845.0 MHz	dB	-	2.4	3.5
Amplitude Ripple within 835.0 ~ 845.0 MHz	dB _{p-p}	-	0.8	1.2
Attenuation:				
825.5 MHz (Fo -14.5MHz)	dB	30	45	
826.5 MHz	dB	25	40	
854.5 MHz (Fo +14.5MHz)	dB	25	38	
855.5 MHz	dB	25	37	-
VSWR within 835.0 ~ 845.0 MHz	-	-	2.0	2.3

Notes: (1) No Matching Network

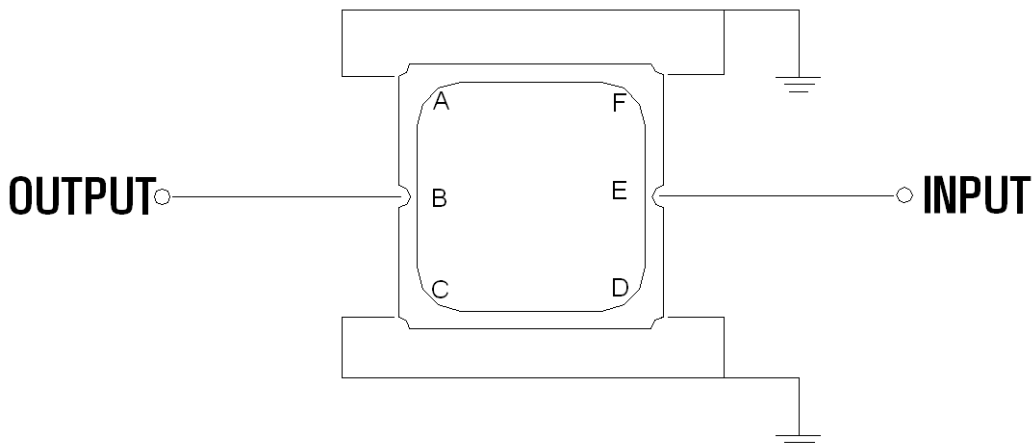
Package Dimensions



Marking Descriptions	
b	Wireless Application
N	Series Number
X	Date Code (Year)
Y	Date Code (Month)

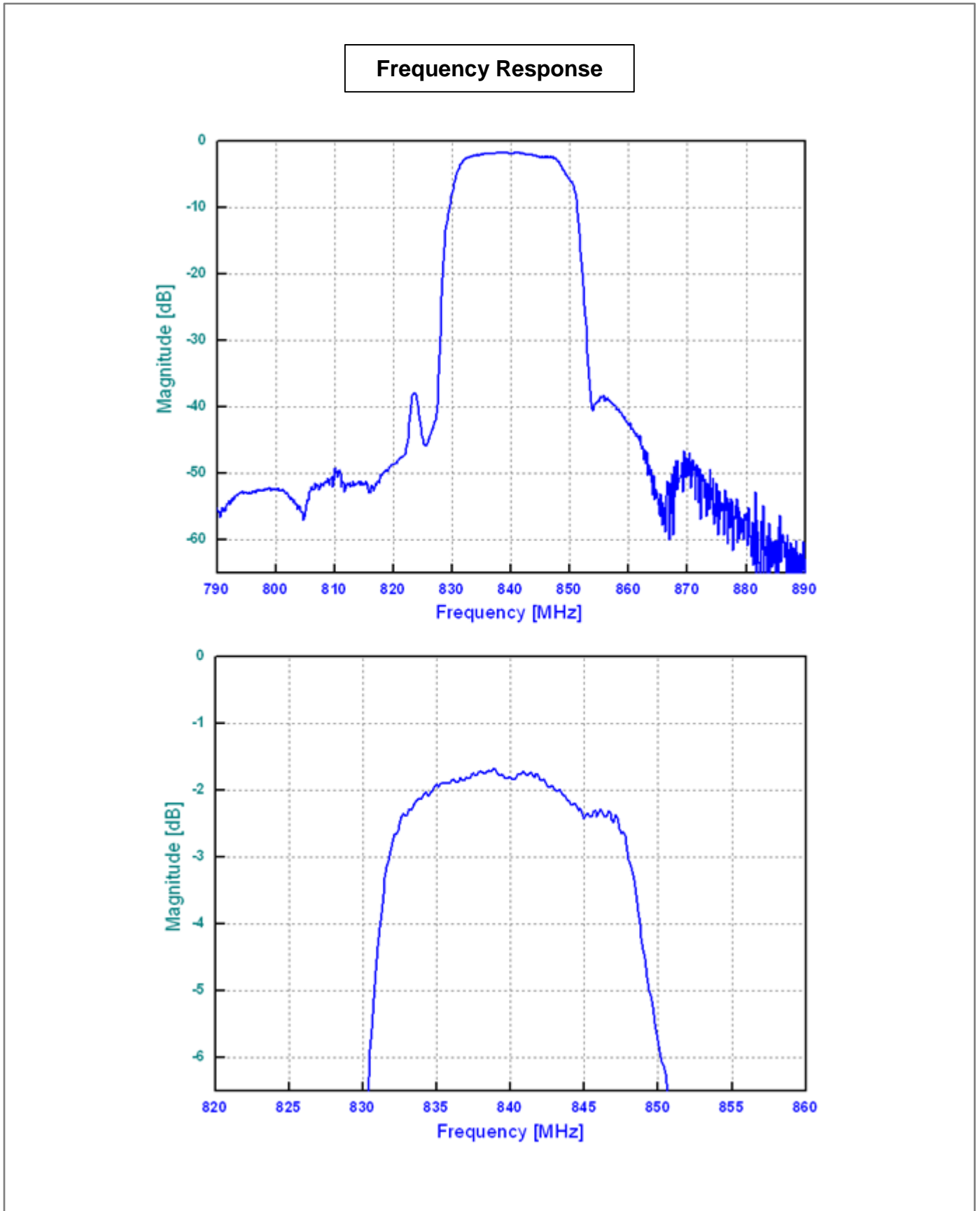
Pin Description	
A, C, D, F	Ground
E	In or Out
B	Out or In

Testing Environment

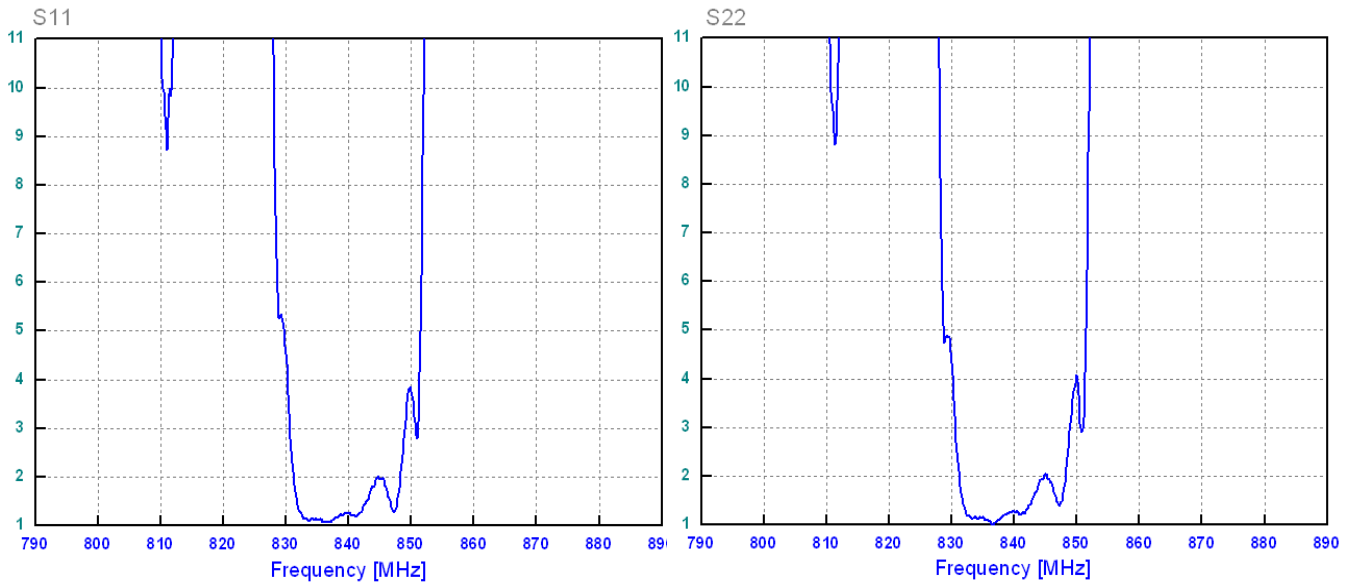


Source & Load Impedance: 50 Ω

Frequency Characteristics



VSWR



Smith Chart

