

- Wireless, RF SAW Filter
- Revision 0: May 2010

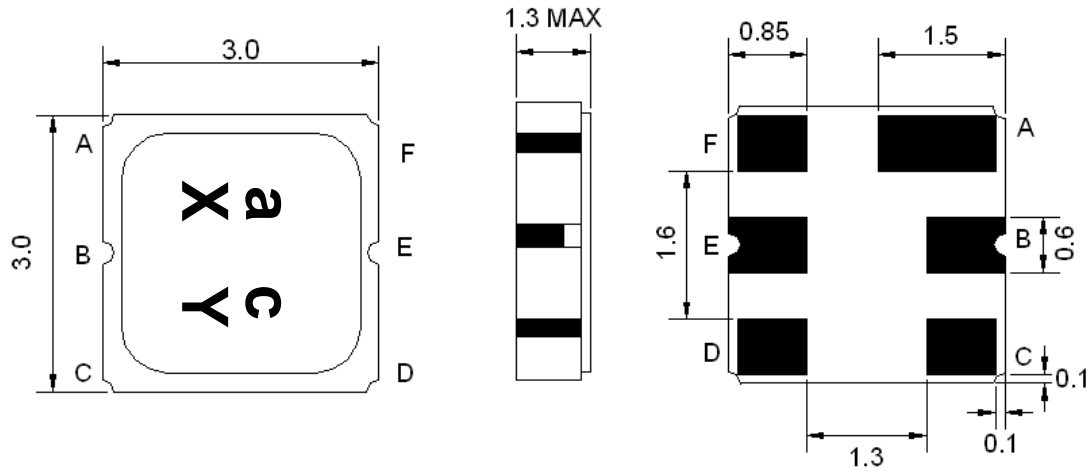
## Electrical Characteristics

MAXIMUM RATING				
PARAMETERS DESCRIPTION	UNIT	MINIMUM	TYPICAL	MAXIMUM
Operating Temperature Range	°C	-15	-	+70
Storage Temperature Range	°C	-40	-	+85
Maximum DC Voltage	V	-	-	0
Maximum Input Power	dBm	-	-	10
Source Impedance (single ended) <sup>(1)</sup>	Ω	-	50	-
Load Impedance (single ended) <sup>(1)</sup>	Ω	-	50	-
Package type & size	M			
Length x Width	mm <sup>2</sup>	-	3.0 x 3.0	-
Height	mm	-	-	1.3

ELECTRICAL SPECIFICATION				
PARAMETERS DESCRIPTION	UNIT	MINIMUM	TYPICAL	MAXIMUM
Center Frequency (Fo)	MHz	-	829.8	-
Insertion Loss within 824.8 ~ 834.8MHz	dB	-	2.6	3.2
Amplitude Ripple within 824.8 ~ 834.8MHz	dB <sub>p-p</sub>	-	0.5	1.0
<b>Attenuation:</b>				
750.0 ~ 810.0 MHz	dB	40	49	-
817.8 MHz	dB	10	27	-
841.8 MHz	dB	5	27	-
845.0 ~ 900.0 MHz	dB	30	40	-
VSWR within 824.8~834.8MHz	-	-	1.3	2.0

**Notes:** (1) No Matching Network (Ref. Testing Environment Circuit as shown below).

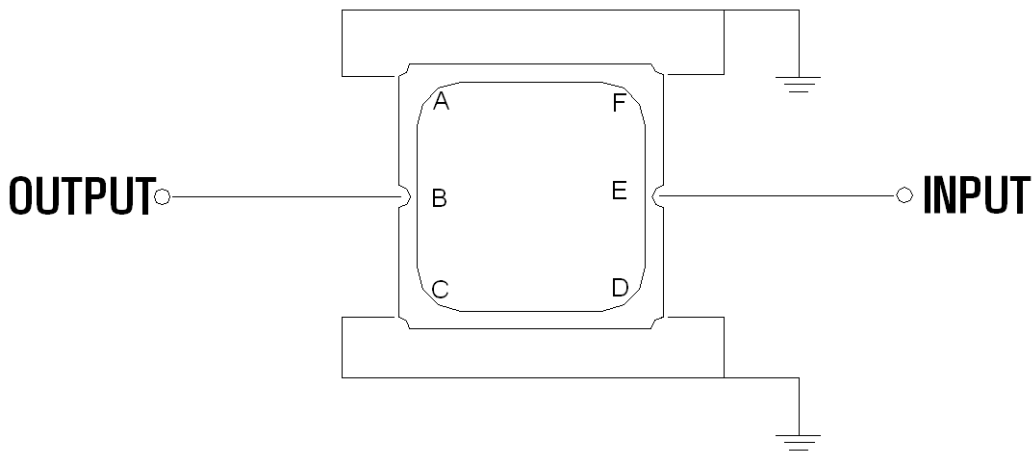
## Package Dimensions



Marking Descriptions	
a	Wireless Application
c	Series Number
X	Date Code (Year)
Y	Date Code (Month)

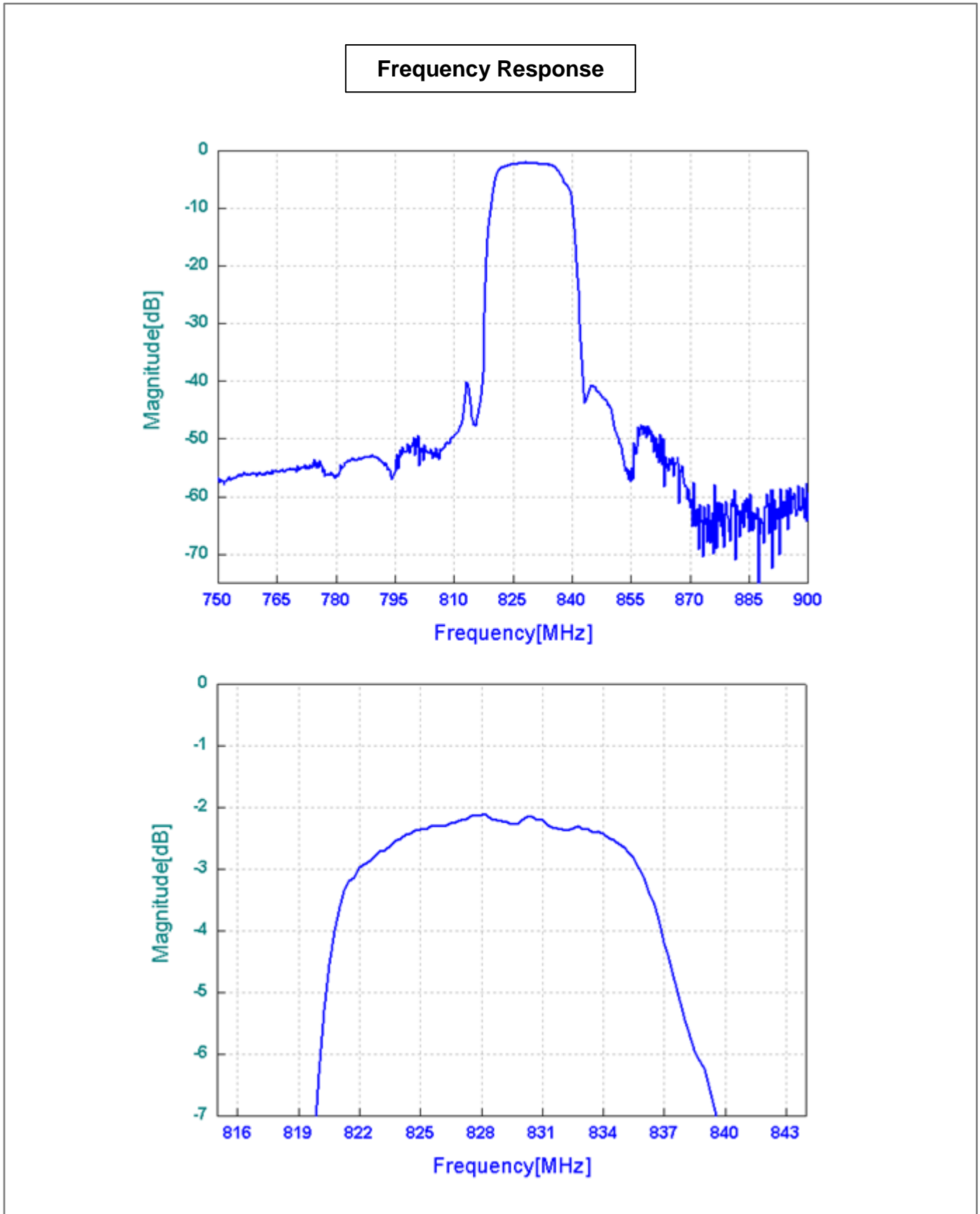
Pin Description	
A, C, D, F	Ground
E	In or Out
B	Out or In

## Testing Environment

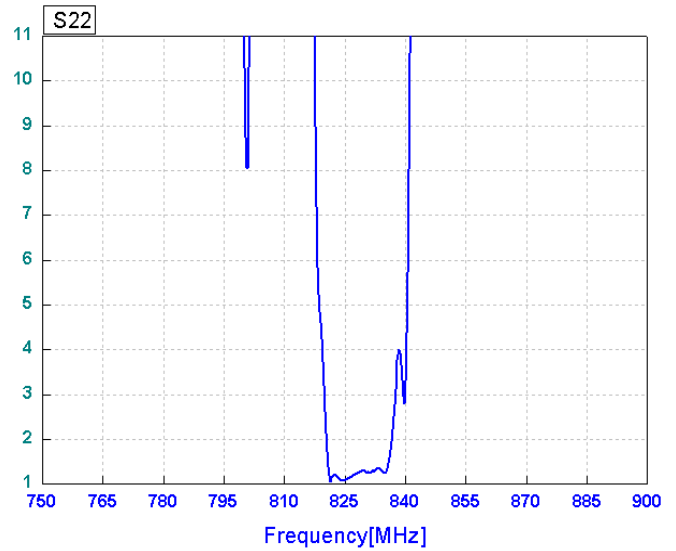
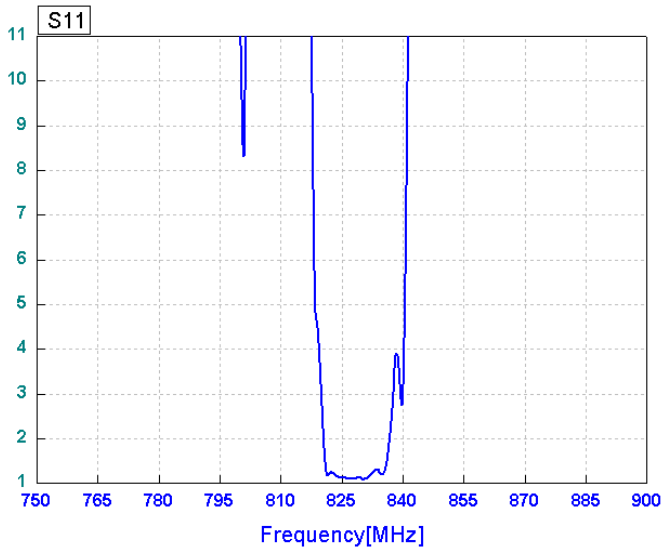


Source & Load Impedance: 50  $\Omega$

## Frequency Characteristics



## VSWR



## Smith Chart

