

- iDEN, RF-Tx SAW Filter
- Revision 1: January 2010

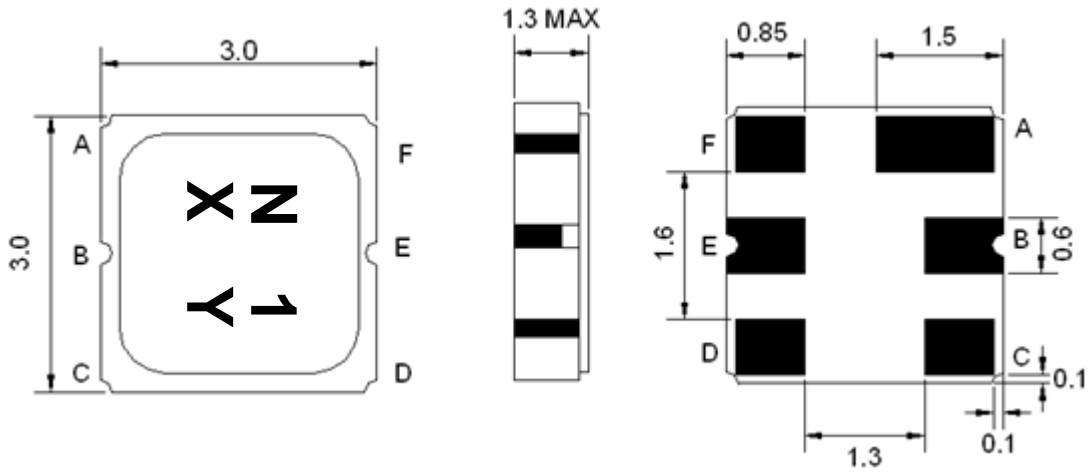
## Electrical Characteristics

MAXIMUM RATING				
PARAMETERS DESCRIPTION	UNIT	MINIMUM	TYPICAL	MAXIMUM
Operating Temperature Range	°C	-40	-	+85
Storage Temperature Range	°C	-40	-	+85
Maximum DC Voltage	V	-	-	5
Maximum Input Power	dBm	-	-	20
Source Impedance (single ended) <sup>(1)</sup>	Ω	-	50	-
Load Impedance (single ended) <sup>(1)</sup>	Ω	-	50	-
Package type & size	M			
Length x Width	mm <sup>2</sup>	-	3.0 x 3.0	-
Height	mm	-	-	1.3

ELECTRICAL SPECIFICATION				
PARAMETERS DESCRIPTION	UNIT	MINIMUM	TYPICAL	MAXIMUM
Center Frequency (Fo)	MHz	-	815.5	-
Insertion Loss within 806 ~ 825 MHz	dB	-	2.4	3.5
Group delay ripple within 806 ~ 825 MHz	ns <sub>p-p</sub>	-	15	30
<b>Attenuation:</b>				
851.0 ~ 866.0 MHz	dB	40	46	-
935.0 ~ 940.0 MHz	dB	35	40	-
960.65 ~ 979.65 MHz	dB	35	41	-
1115.30 ~ 1134.30 MHz	dB	37	42	-
1269.95 ~ 1288.95 MHz	dB	40	51	-
1612.0 ~ 1650.0 MHz	dB	35	43	-
1650.0 ~ 2600.0 MHz	dB	25	30	-
VSWR within 806 ~ 825 MHz	-	-	1.7	2.0

**Notes:** (1) No Matching Network (Ref. Testing Environment Circuit as shown below).

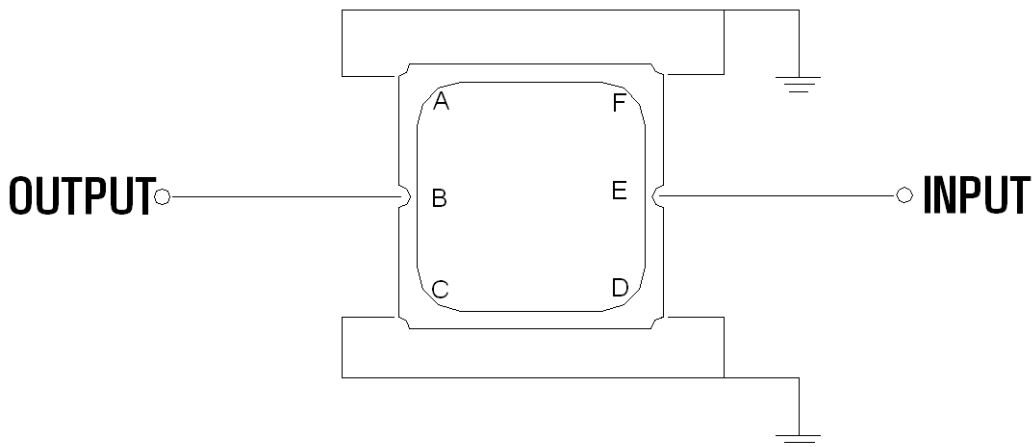
## Package Dimensions



Marking Descriptions	
N	IDEN Application
1	Series Number
X	Date Code (Year)
Y	Date Code (Month)

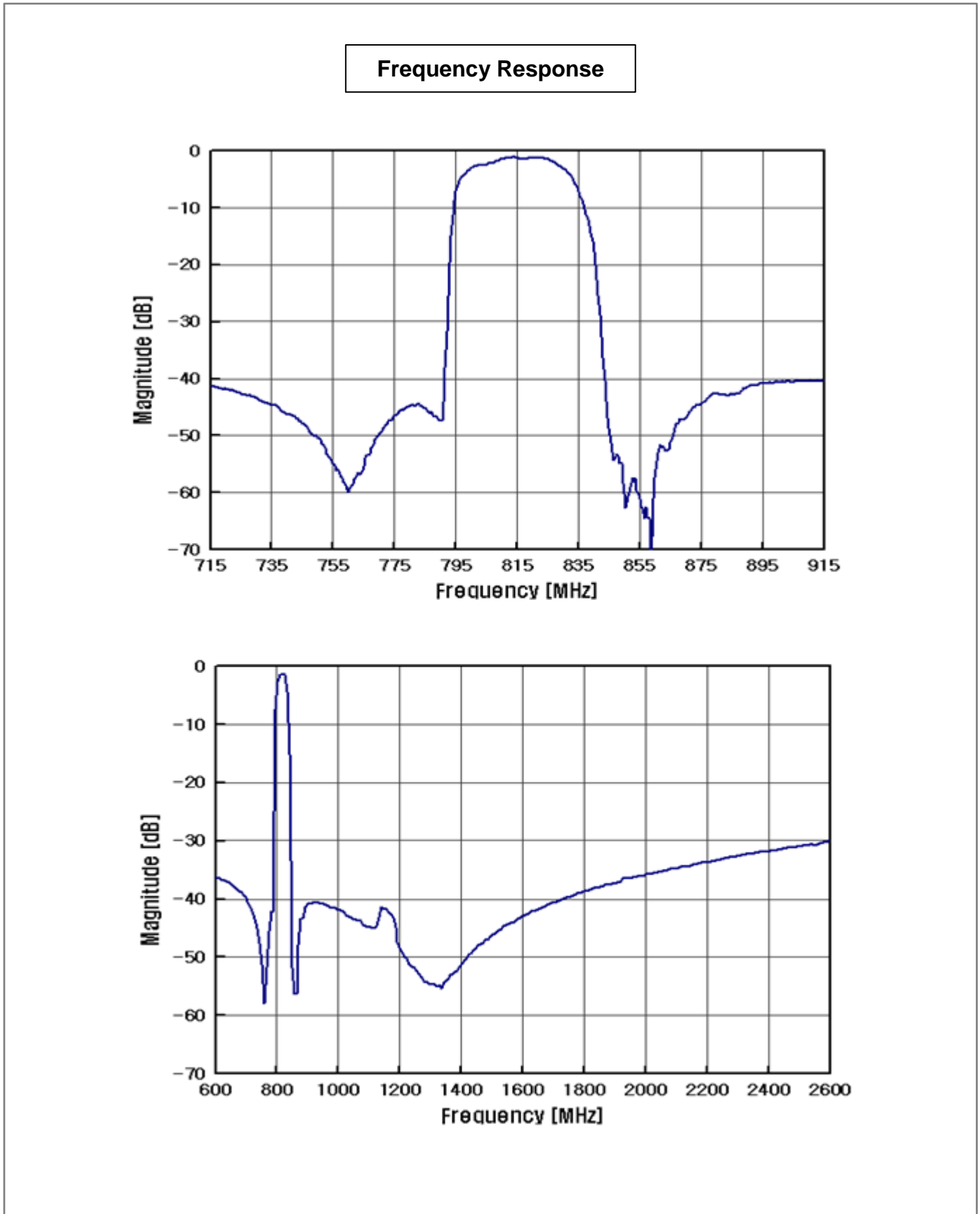
Pin Description	
A, C, D, F	Ground
E	In
B	Out

## Testing Environment

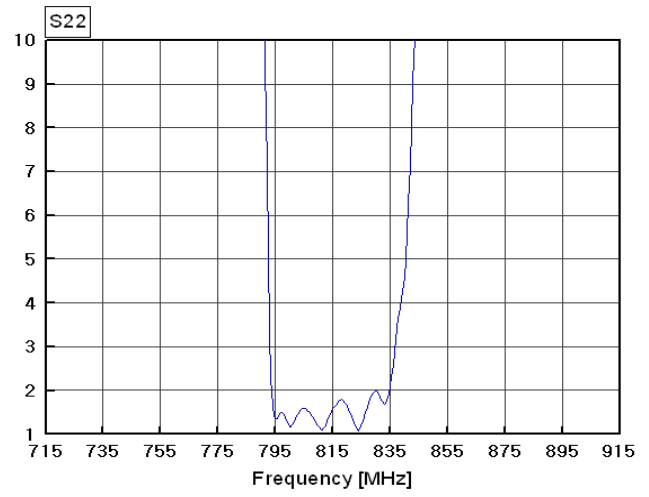
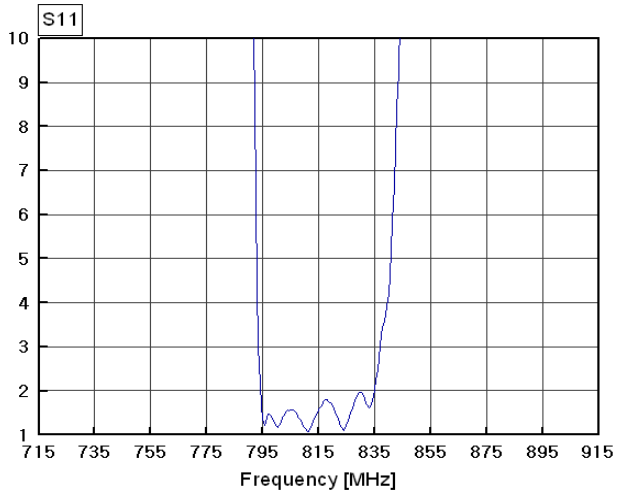


Source & Load Impedance: 50  $\Omega$

## Frequency Characteristics



## VSWR



## Smith Chart

