

- Wireless, RF SAW Filter
- Revision 0: March 2010

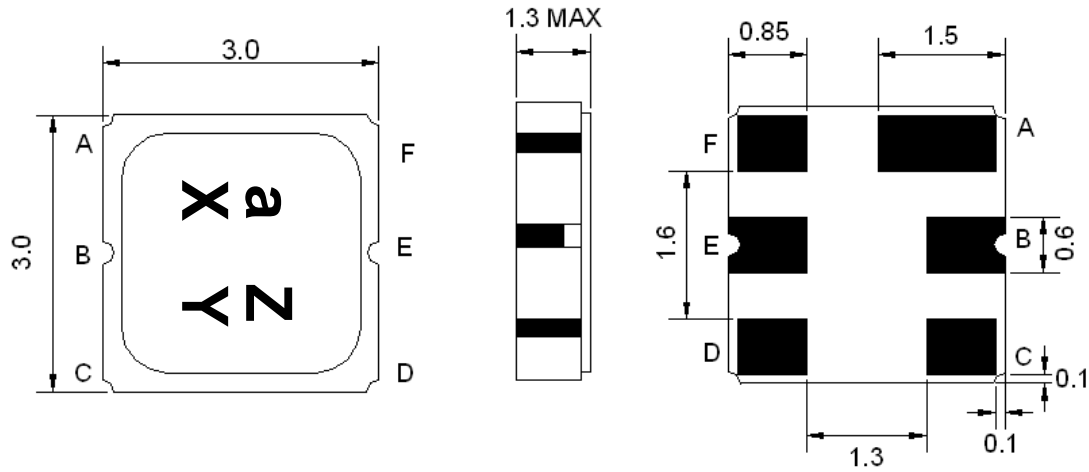
Electrical Characteristics

MAXIMUM RATING				
PARAMETERS DESCRIPTION	UNIT	MINIMUM	TYPICAL	MAXIMUM
Operating Temperature Range	°C	-30	-	+85
Storage Temperature Range	°C	-40	-	+85
Maximum DC Voltage	V	-	-	5
Maximum Input Power	dBm	-	-	15
Source Impedance (single ended) ⁽¹⁾	Ω	-	50	-
Load Impedance (single ended) ⁽¹⁾	Ω	-	50	-
Package type & size	M			
Length x Width	mm ²	-	3.0 x 3.0	-
Height	mm	-	-	1.3

ELECTRICAL SPECIFICATION				
PARAMETERS DESCRIPTION	UNIT	MINIMUM	TYPICAL	MAXIMUM
Center Frequency (Fo)	MHz	-	811.0	-
Insertion Loss within 801.0 ~ 821.0 MHz	dB	-	2.2	3.5
Amplitude Ripple within 801.0 ~ 821.0 MHz	dB _{p-p}	-	0.9	2.0
Attenuation:				
0.3 ~ 770.0 MHz	dB	40	50	-
885.0 ~ 910.0 MHz	dB	40	53	-
VSWR within 801.0 ~ 821.0 MHz	-	-	1.7	2.0

Notes: (1) No Matching Network (Ref. Testing Environment Circuit as shown below).

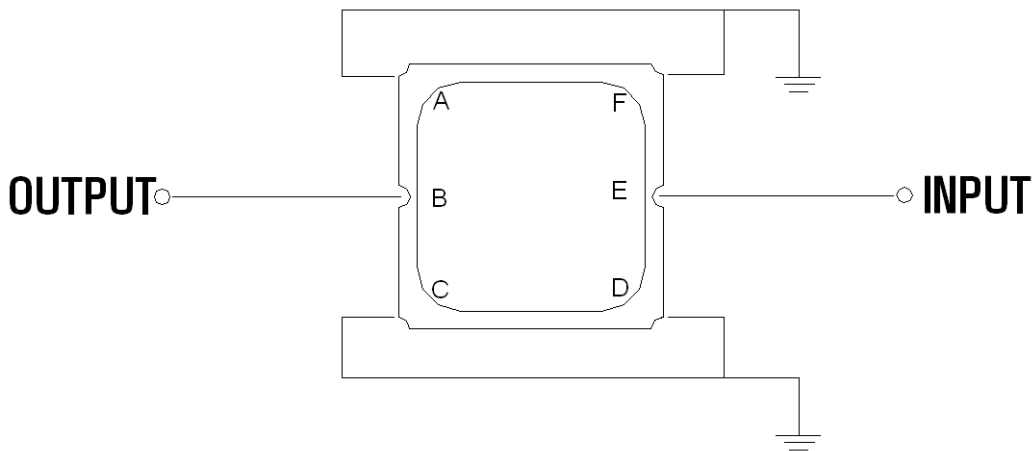
Package Dimensions



Marking Descriptions	
a	Wireless Application
Z	Series Number
X	Date Code (Year)
Y	Date Code (Month)

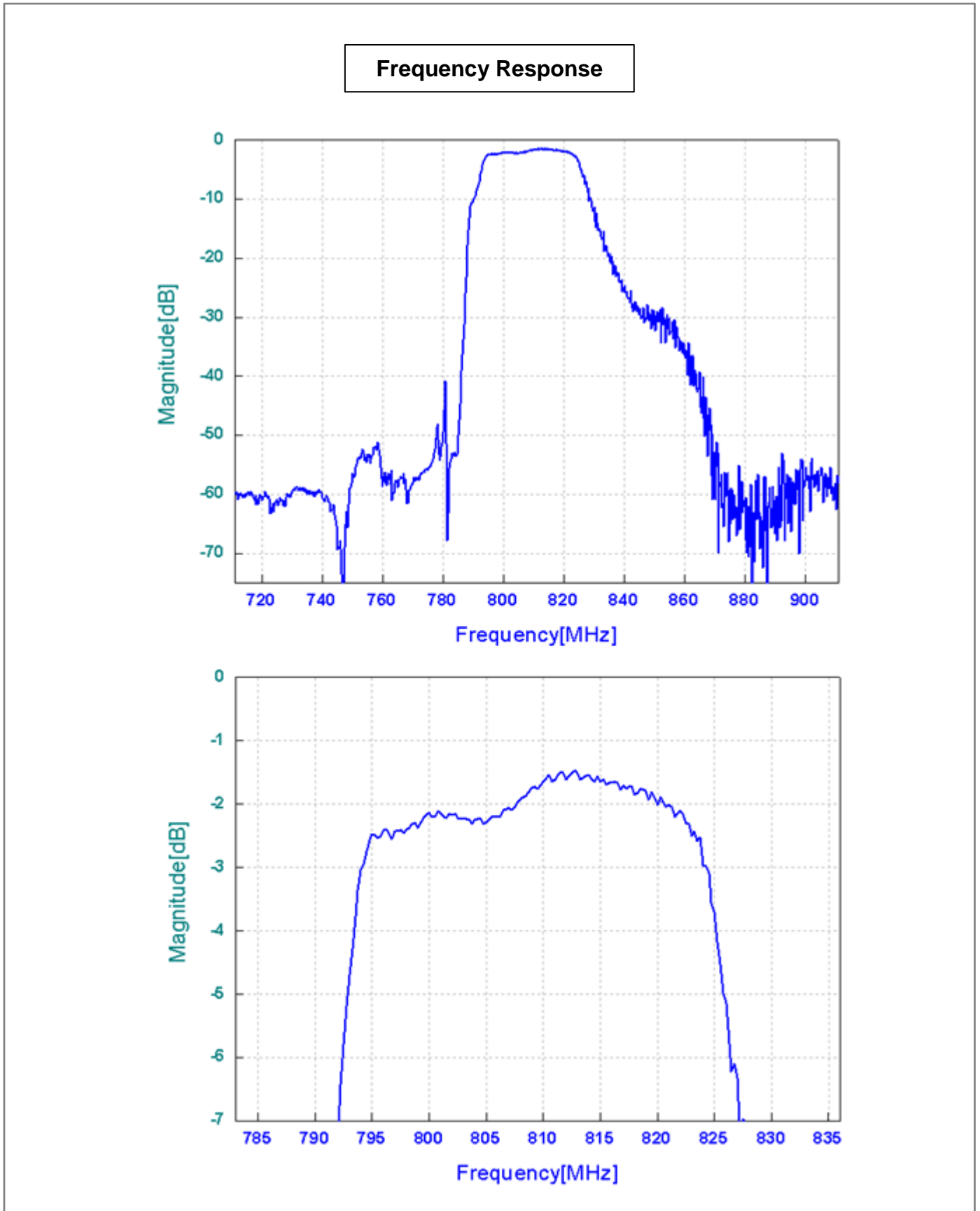
Pin Description	
A, C, D, F	Ground
B	In or Out
E	Out or In

Testing Environment

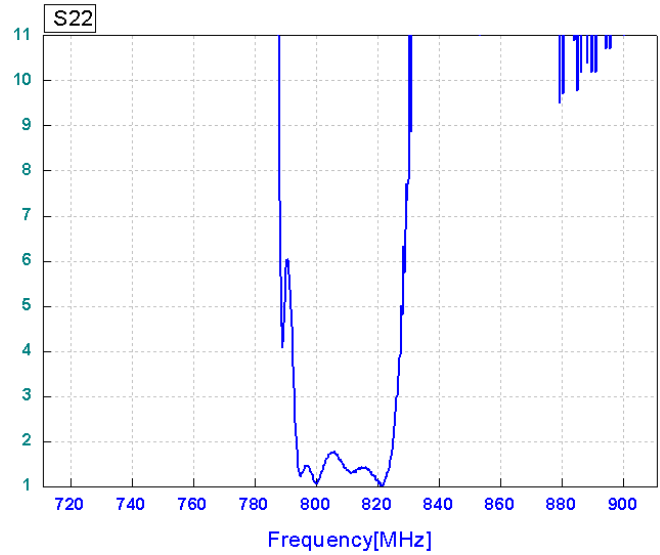
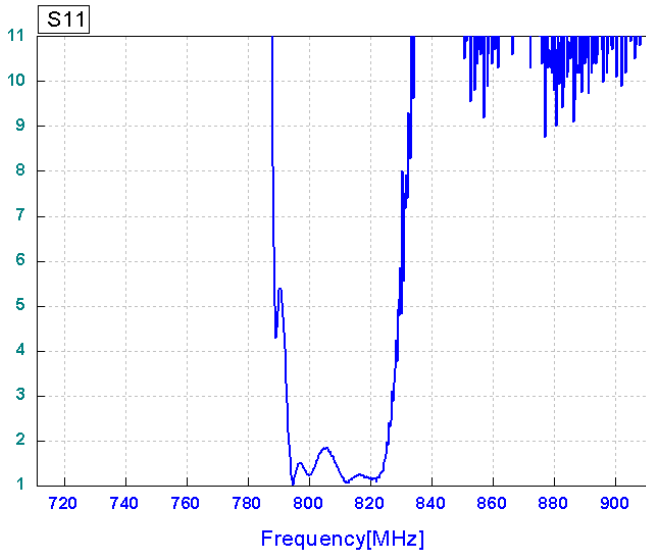


Source & Load Impedance: 50 Ω

Frequency Characteristics



VSWR



Smith Chart

