

- Wireless, RF SAW Filter
- Revision 0: December 2006

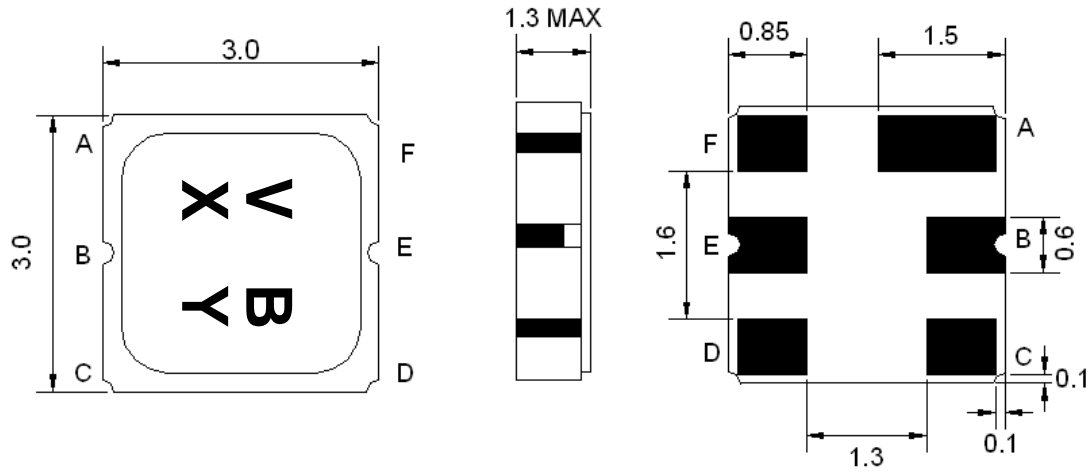
## Electrical Characteristics

MAXIMUM RATING				
PARAMETERS DESCRIPTION	UNIT	MINIMUM	TYPICAL	MAXIMUM
Operating Temperature Range	°C	-30	-	+85
Storage Temperature Range	°C	-40	-	+85
Maximum DC Voltage	V	-	-	5
Maximum Input Power	dBm	-	-	15
Source Impedance (single ended) <sup>(1)</sup>	Ω	-	50	-
Load Impedance (single ended) <sup>(1)</sup>	Ω	-	50	-
Package type & size	M			
Length x Width	mm <sup>2</sup>	-	3.0 x 3.0	-
Height	mm	-	-	1.3

ELECTRICAL SPECIFICATION				
PARAMETERS DESCRIPTION	UNIT	MINIMUM	TYPICAL	MAXIMUM
Center Frequency (Fo)	MHz	-	752.5	-
Insertion Loss within 743.5 ~ 761.5 MHz	dB	-	2.1	3.5
Amplitude Ripple within 743.5 ~ 761.5 MHz	dB <sub>p-p</sub>	-	0.7	2.0
<b>Attenuation:</b>				
652.5 ~ 710.0 MHz	dB	40	50	-
815.0 ~ 852.5 MHz	dB	40	55	-
VSWR within 743.5 ~ 761.5 MHz	-	-	1.6	2.0

**Notes:** (1) No Matching Network (Ref. Testing Environment Circuit as shown below).

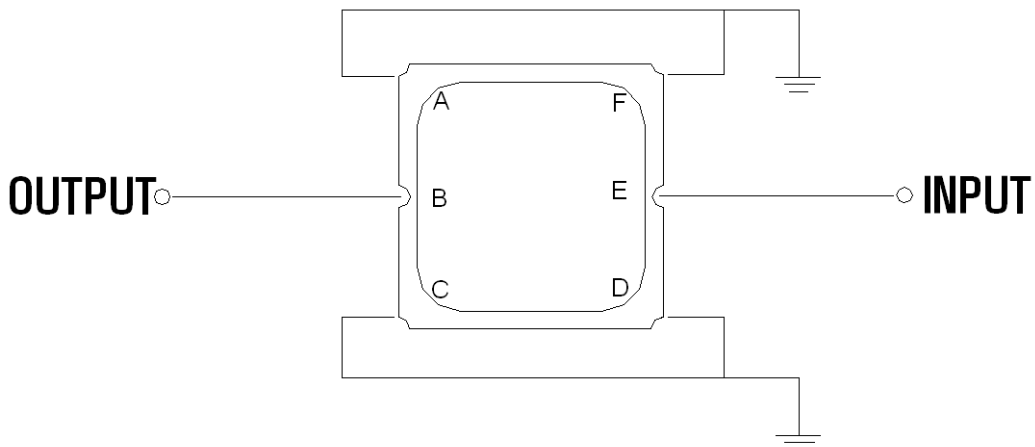
## Package Dimensions



Marking Descriptions	
V	Wireless Application
B	Series Number
X	Date Code (Year)
Y	Date Code (Month)

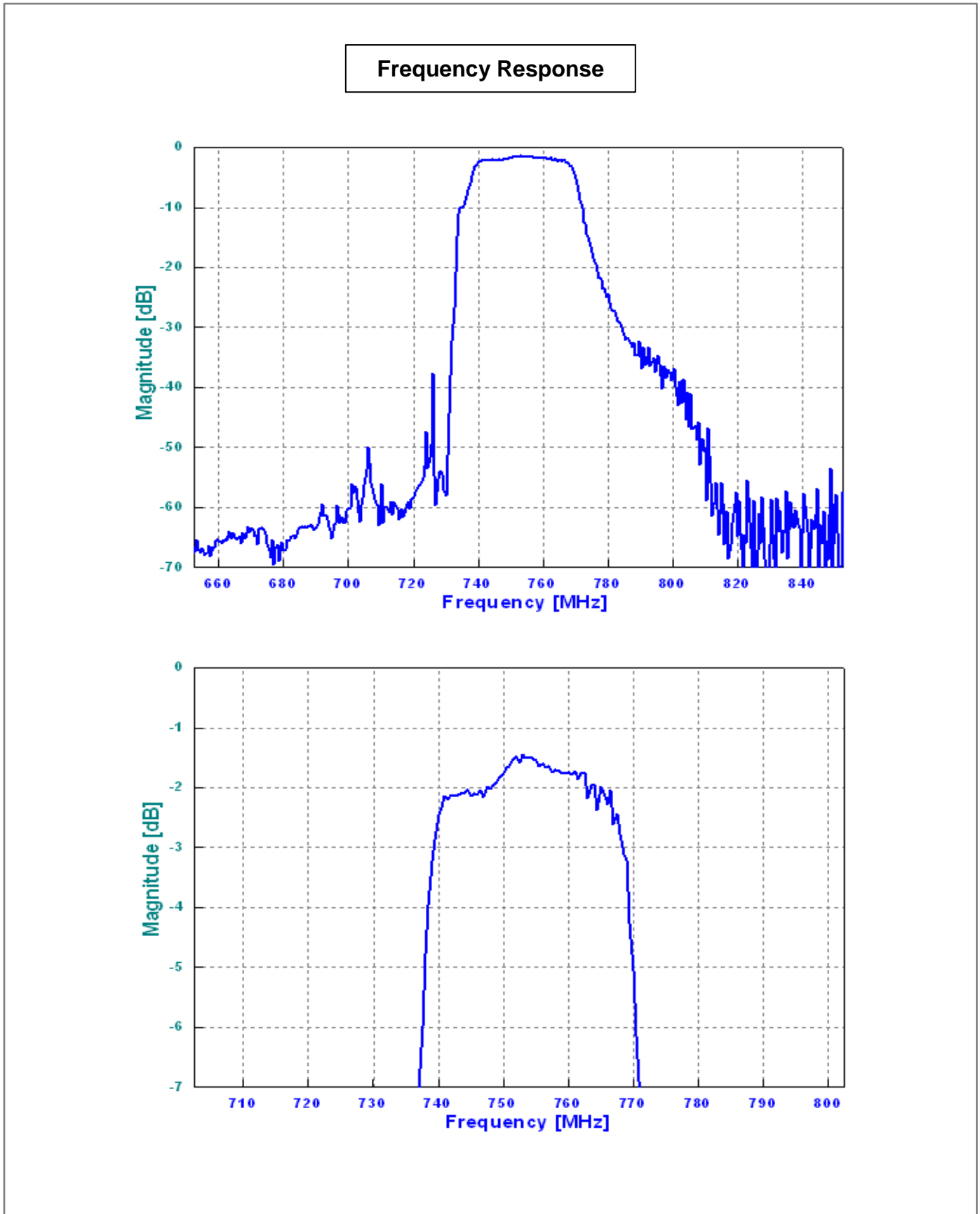
Pin Description	
A, C, D, F	Ground
E	In
B	Out

## Testing Environment

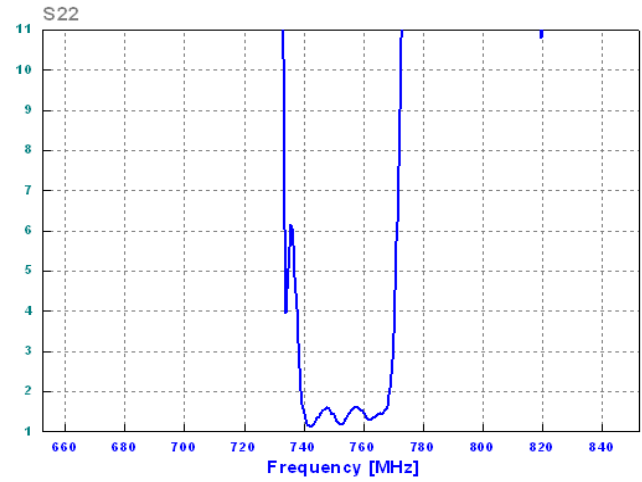
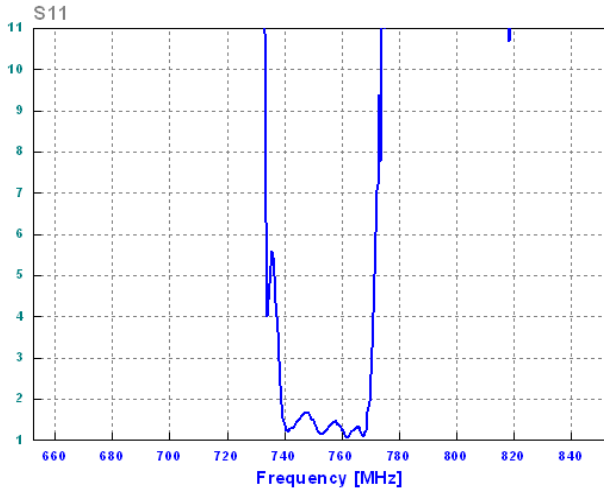


Source & Load Impedance: 50  $\Omega$

## Frequency Characteristics



## VSWR



## Smith Chart

