

- CDMA 450 F-Band, RF-Tx SAW Filter
- Revision 0: December 2005

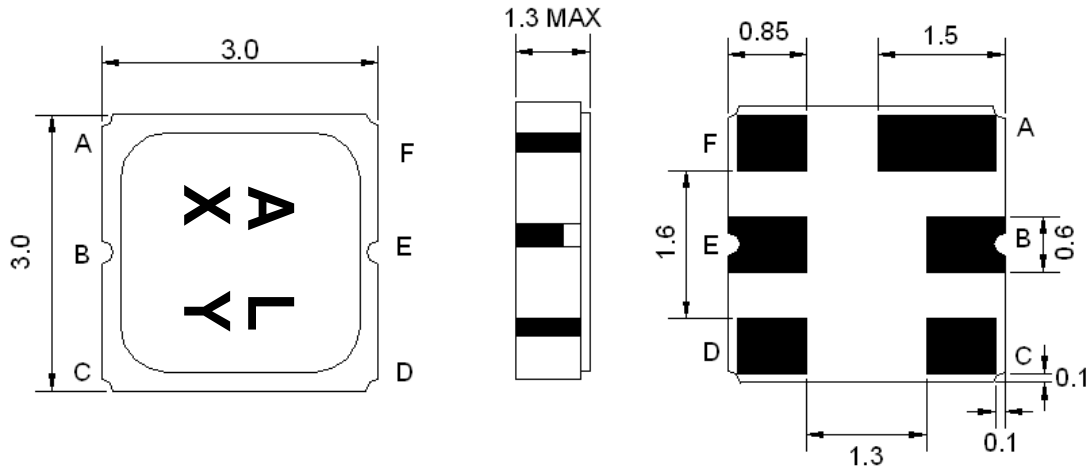
Electrical Characteristics

MAXIMUM RATING				
PARAMETERS DESCRIPTION	UNIT	MINIMUM	TYPICAL	MAXIMUM
Operating Temperature Range	°C	-30	-	+80
Storage Temperature Range	°C	-40	-	+85
Maximum DC Voltage	V	-	-	0
Maximum Input Power	dBm	-	-	30
Source Impedance (single ended) ⁽¹⁾	Ω	-	50	-
Load Impedance (single ended) ⁽¹⁾	Ω	-	50	-
Package type & size	M			
Length x Width	mm ²	-	3.0 x 3.0	-
Height	mm	-	-	1.3

ELECTRICAL SPECIFICATION				
PARAMETERS DESCRIPTION	UNIT	MINIMUM	TYPICAL	MAXIMUM
Center Frequency (Fo)	MHz	-	481.2	-
Insertion Loss within 479.0 ~ 483.5 MHz	dB	-	2.0	2.8
Attenuation:				
0.3 ~ 467.0 MHz	dB	25	28	-
489.0 ~ 493.5 MHz	dB	30	50	-
493.5 ~ 1700.0 MHz	dB	23	27	-
1700.0 ~ 2000.0 MHz	dB	15	22	-
VSWR within 479.0 ~ 483.5 MHz	-	-	1.3	2.0

Notes: (1) No Matching Network.

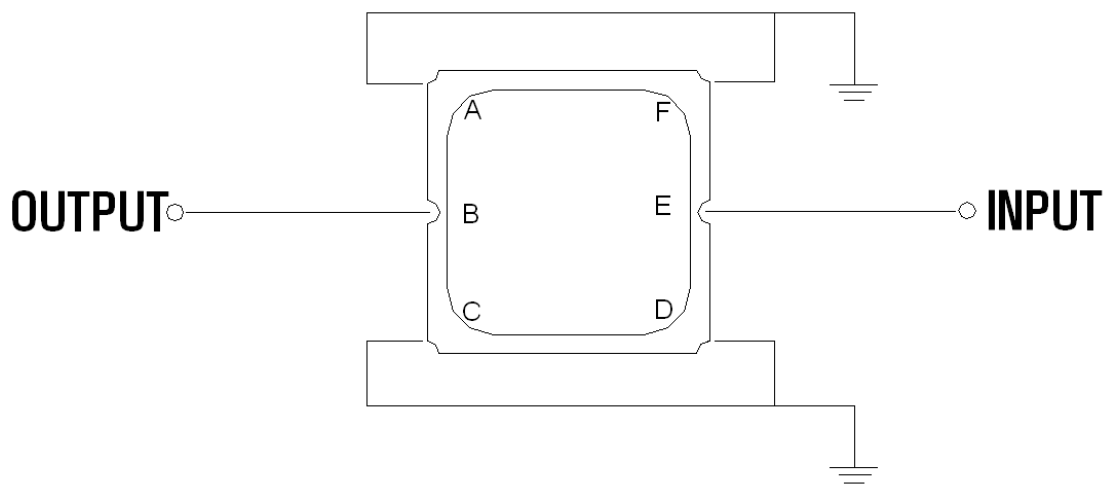
Package Dimensions



Marking Descriptions	
A	CDMA450 Application
L	Series Number
X	Date Code (Year)
Y	Date Code (Month)

Pin Description	
A, C, D, F	Ground
E	In
B	Out

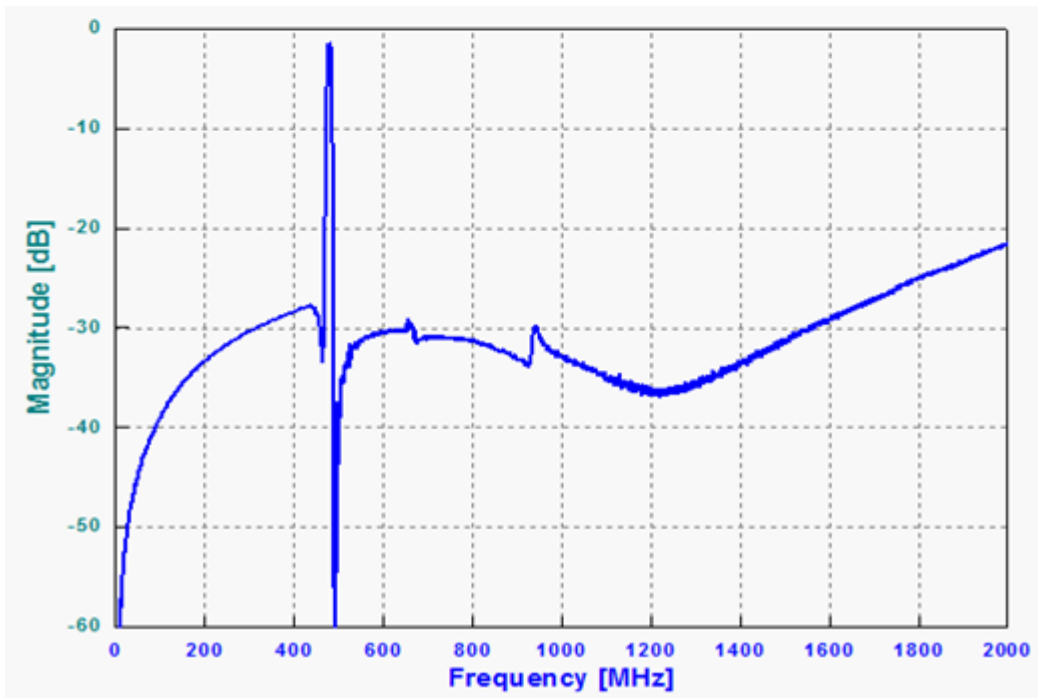
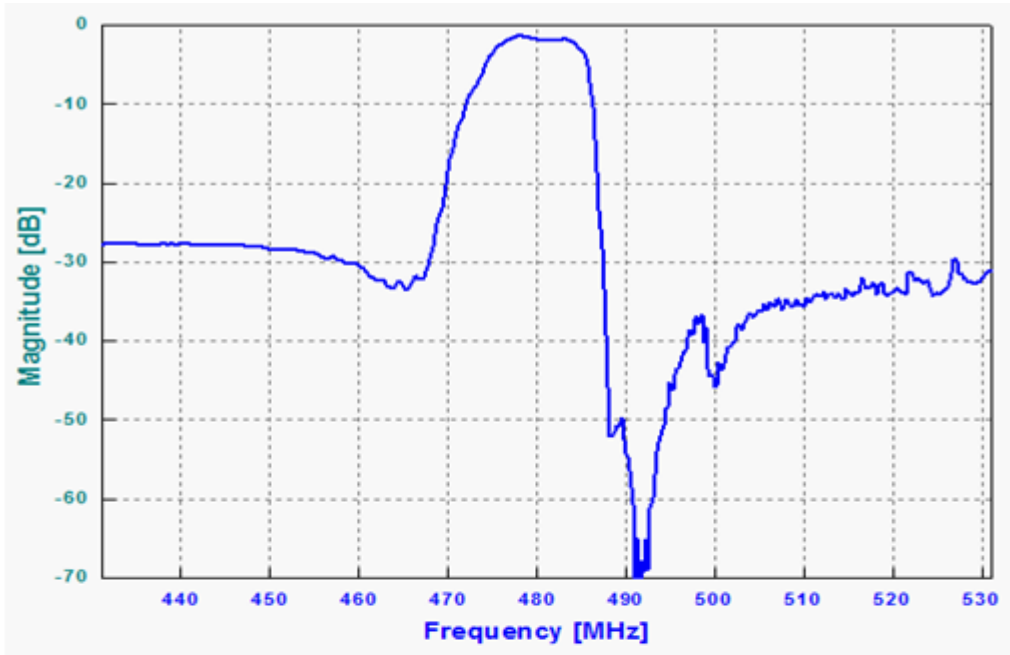
Testing Environment



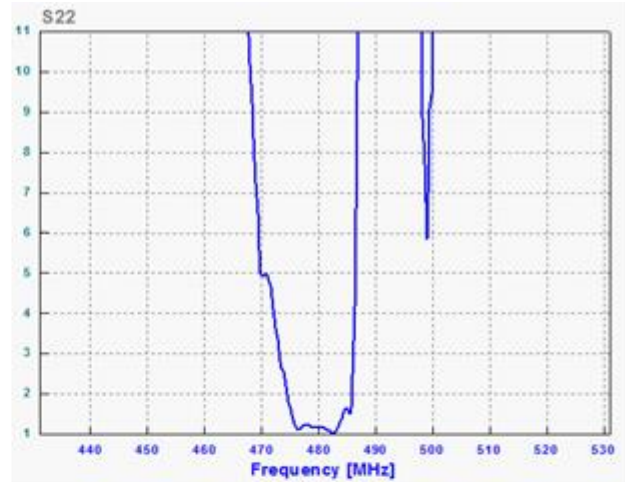
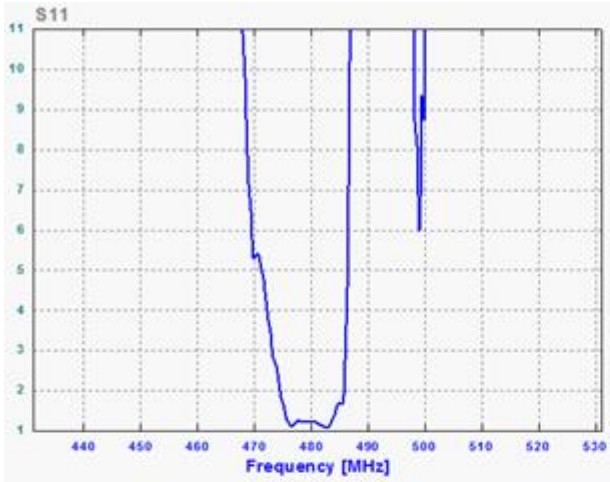
Source & Load Impedance: 50 Ω

Frequency Characteristics

Frequency Response



VSWR



Smith Chart

