

- CDMA 450 G-Band, RF-Rx SAW Filter
- Revision 0: November 2006

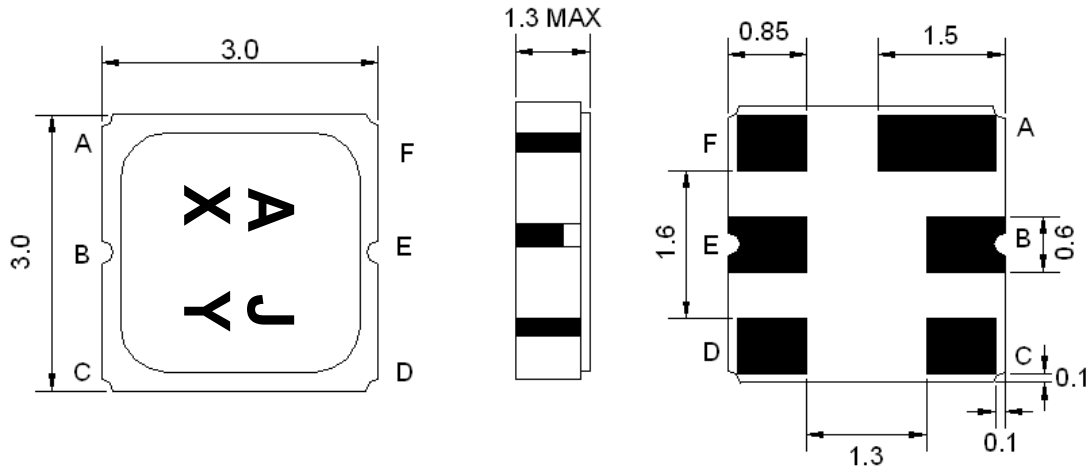
## Electrical Characteristics

MAXIMUM RATING				
PARAMETERS DESCRIPTION	UNIT	MINIMUM	TYPICAL	MAXIMUM
Operating Temperature Range	°C	-30	-	+80
Storage Temperature Range	°C	-40	-	+85
Maximum DC Voltage	V	-	-	0
Maximum Input Power	dBm	-	-	27
Source Impedance (single ended) <sup>(1)</sup>	Ω	-	50	-
Load Impedance (single ended) <sup>(1)</sup>	Ω	-	50	-
Package type & size	M			
Length x Width	mm <sup>2</sup>	-	3.0 x 3.0	-
Height	mm	-	-	1.3

ELECTRICAL SPECIFICATION				
PARAMETERS DESCRIPTION	UNIT	MINIMUM	TYPICAL	MAXIMUM
Center Frequency (Fo)	MHz	-	467.6	-
Insertion Loss within 465.2 ~ 470.0 MHz	dB	-	2.8	3.5
<b>Attenuation:</b>				
0.3 ~ 455.2 MHz	dB	40	50	-
455.2 ~ 460.0 MHz	dB	35	48	-
490.0 ~ 700.0 MHz	dB	40	50	-
700.0 ~ 1200 MHz	dB	30	43	-
1200 ~ 2000 MHz	dB	25	37	-
VSWR within 465.2 ~ 470.0 MHz	-	-	1.5	2.0

**Notes:** (1) No Matching Network.

## Package Dimensions



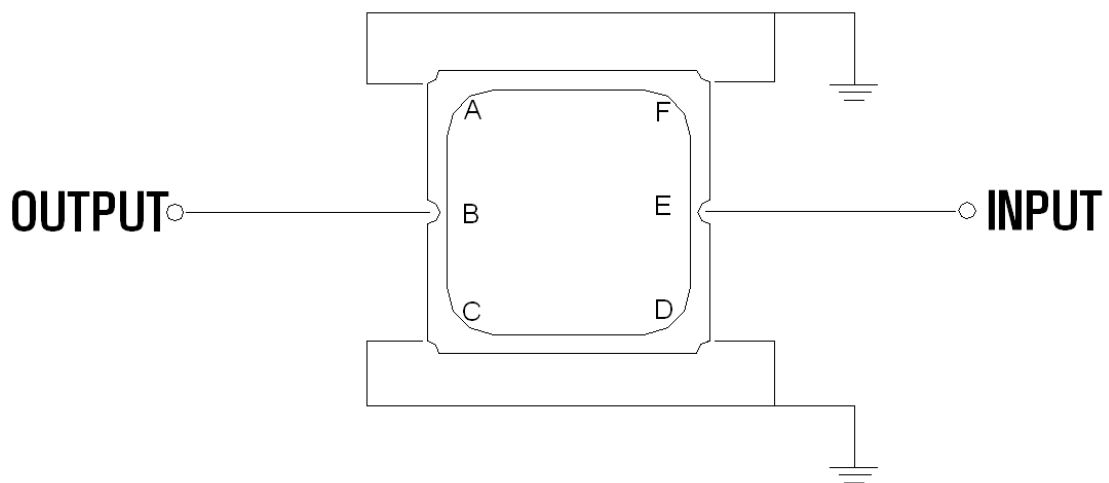
### Marking Descriptions

Marking Descriptions	
A	CDMA450 Application
J	Series Number
X	Date Code (Year)
Y	Date Code (Month)

### Pin Description

Pin Description	
A, C, D, F	Ground
E	In
B	Out

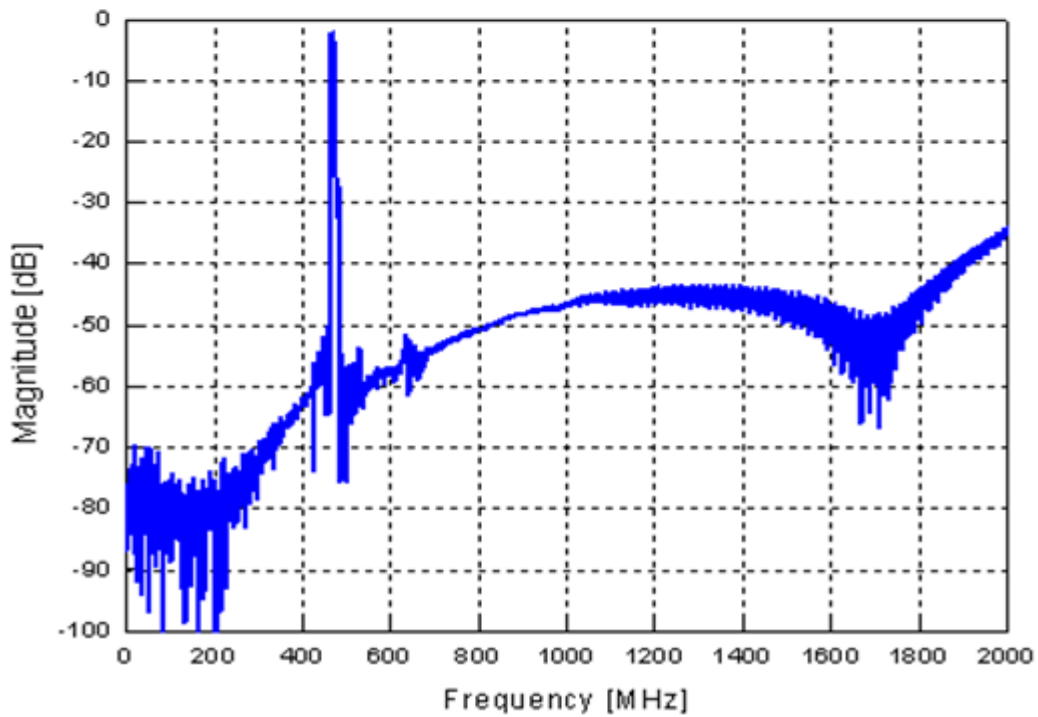
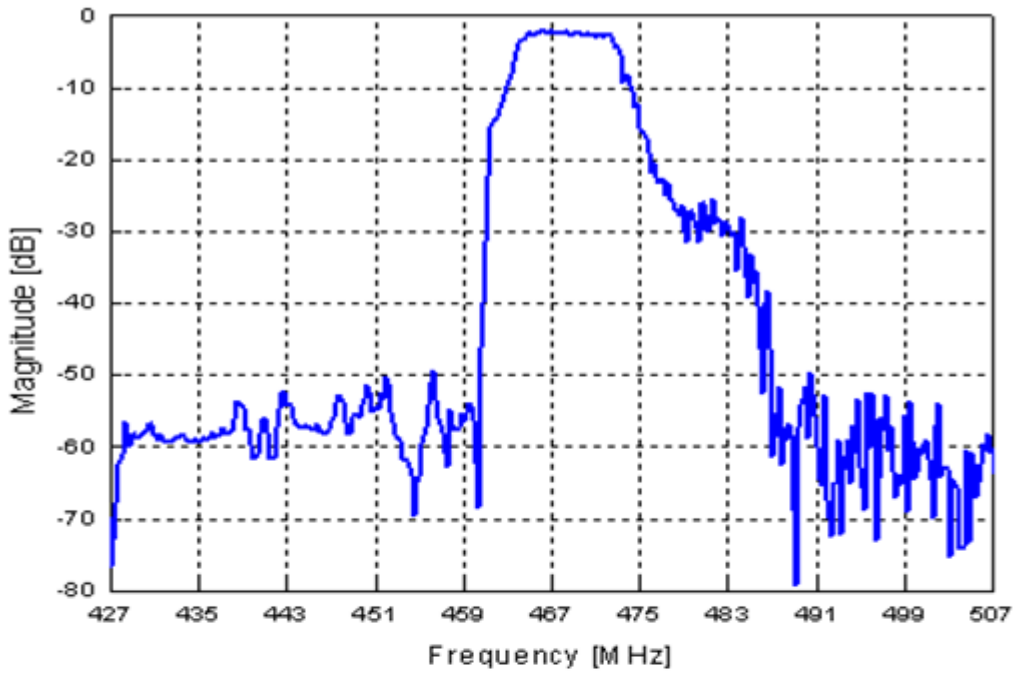
## Testing Environment



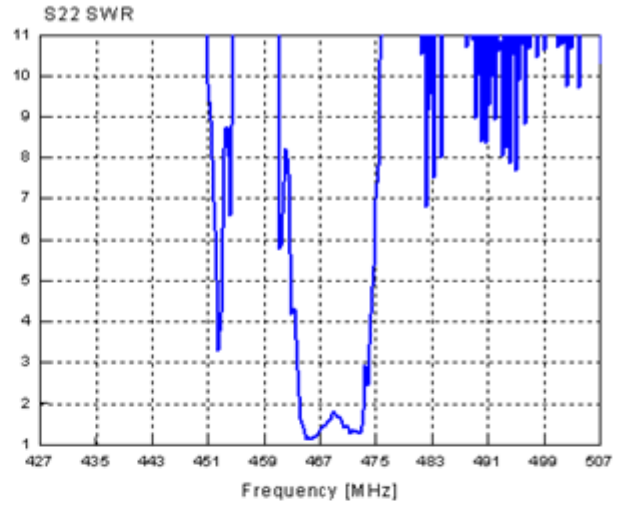
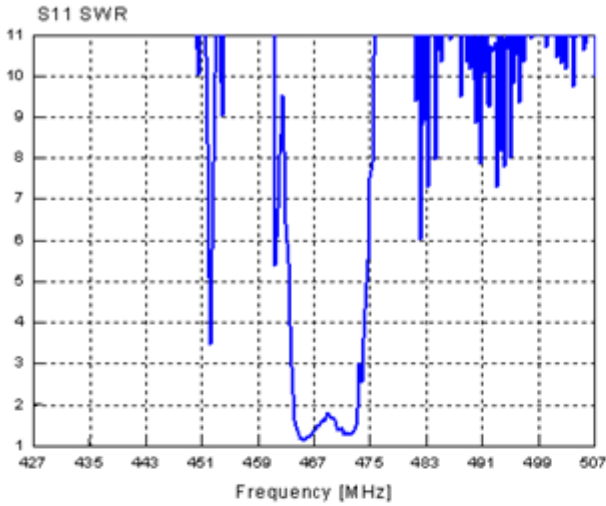
Source & Load Impedance: 50  $\Omega$

## Frequency Characteristics

Frequency Response



## VSWR



## Smith Chart

