

- CDMA 450 A-Band, RF-Rx SAW Filter
- Revision 0: June 2008

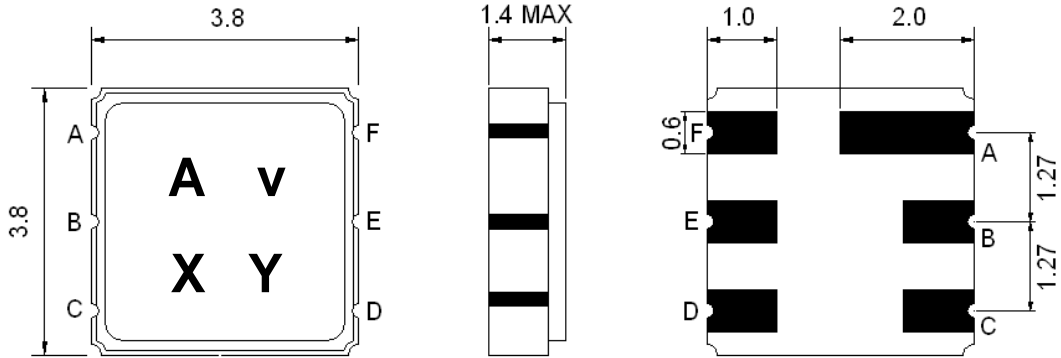
Electrical Characteristics

MAXIMUM RATING				
PARAMETERS DESCRIPTION	UNIT	MINIMUM	TYPICAL	MAXIMUM
Operating Temperature Range	°C	-30	-	+80
Storage Temperature Range	°C	-40	-	+85
Maximum DC Voltage	V	-	-	0
Maximum Input Power	dBm	-	-	28
Source Impedance (single ended) ⁽¹⁾	Ω	-	50	-
Load Impedance (single ended) ⁽¹⁾	Ω	-	50	-
Package type & size	P			
Length x Width	mm ²	-	3.8 x 3.8	-
Height	mm	-	-	1.4

ELECTRICAL SPECIFICATION				
PARAMETERS DESCRIPTION	UNIT	MINIMUM	TYPICAL	MAXIMUM
Center Frequency (Fo)	MHz	-	465.0	-
Insertion Loss within 462.5 ~467.5 MHz	dB	-	1.8	3.5
Stop Band Attenuation:				
0.3 ~ 452.5 MHz	dB	40	55	-
452.5 ~ 457.5 MHz	dB	40	53	-
485.0 ~ 507.5 MHz	dB	35	47	-
507.5 ~ 1000.0 MHz	dB	40	50	-
1000.0 ~ 2000.0 MHz	dB	25	40	-
VSWR within 462.5 ~ 467.5 MHz	-	-	1.3	2.0

Notes : (1) No Matching Network

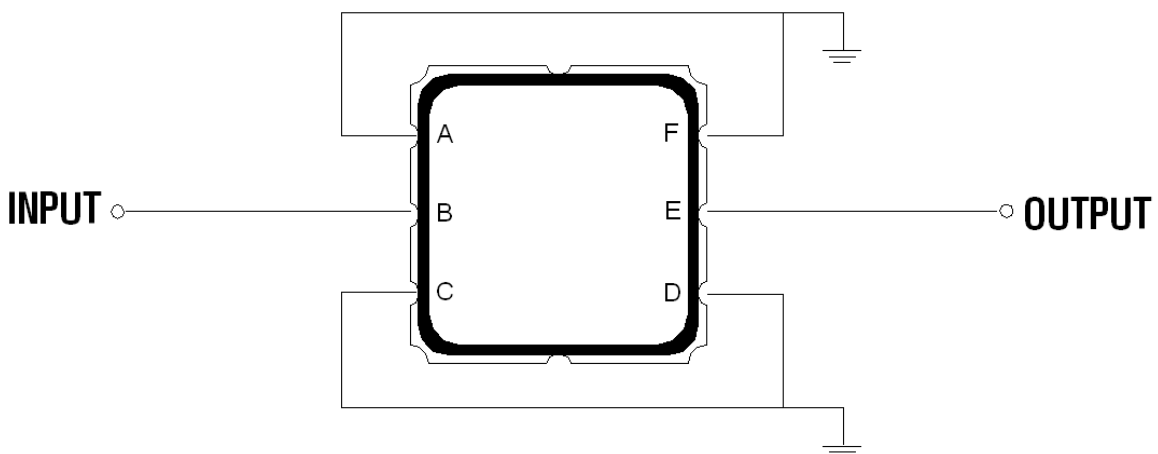
Package Dimensions



Marking Descriptions	
A	CDMA450 Application
v	Series Number
X	Date Code (Year)
Y	Date Code (Month)

Pin Description	
A, C, D, F	Ground
B	In
E	Out

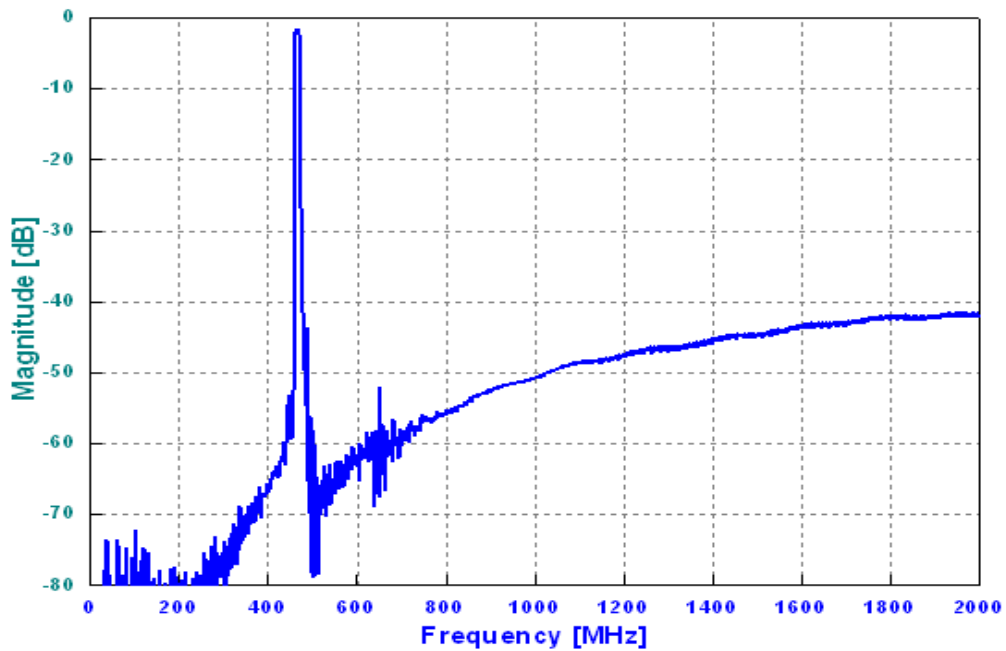
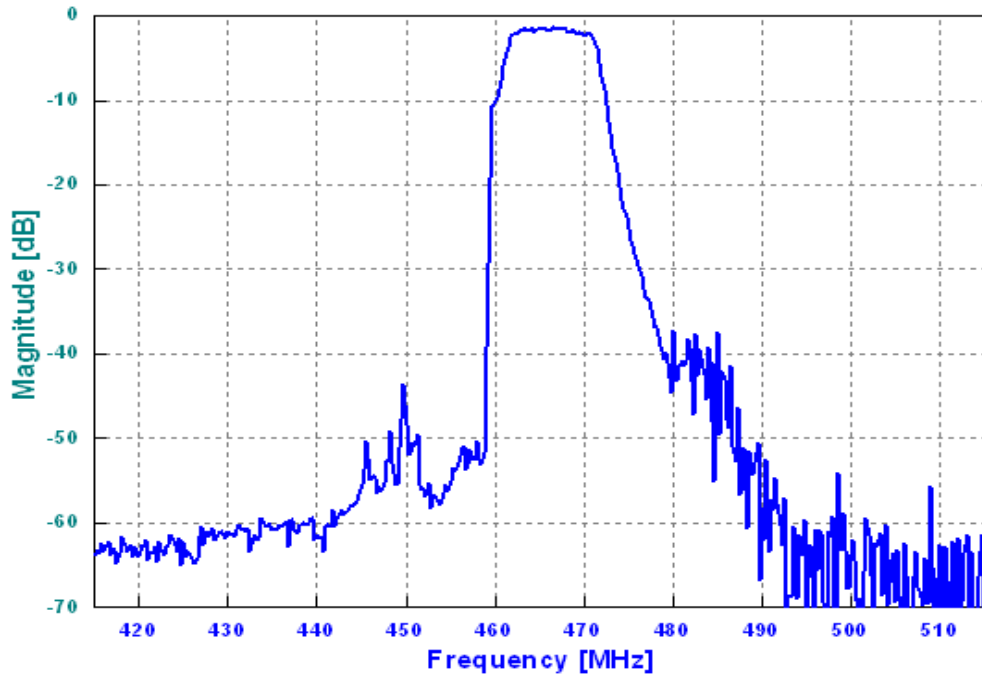
Testing Environment



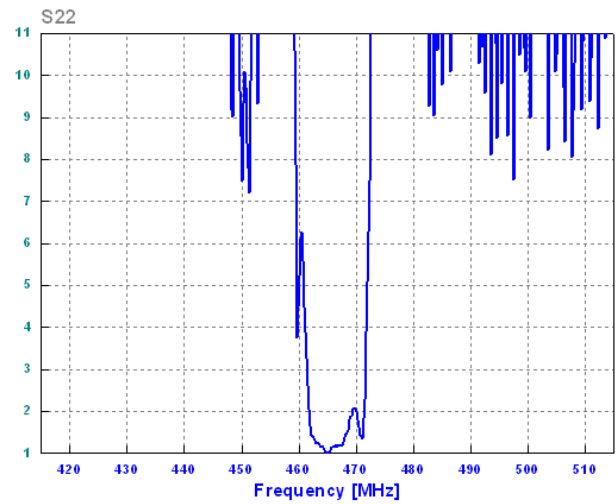
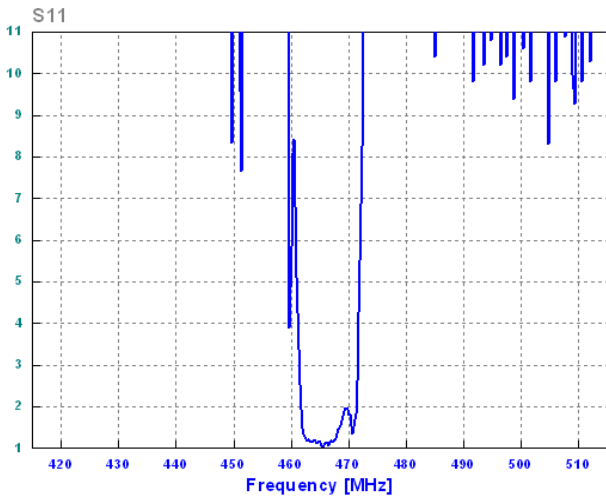
Source & Load Impedance: 50 Ω

Frequency Characteristics

Frequency Response



VSWR



Smith Chart

