

- CDMA 450 A-Band, RF-Rx SAW Filter
- Revision 0: November 2003

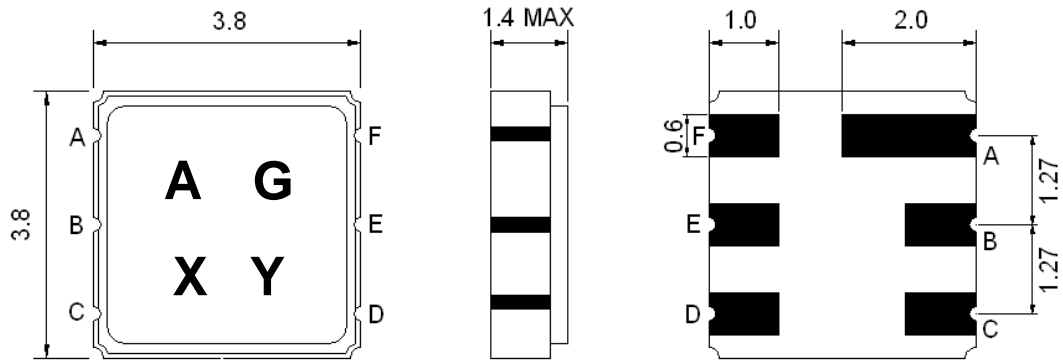
Electrical Characteristics

MAXIMUM RATING				
PARAMETERS DESCRIPTION	UNIT	MINIMUM	TYPICAL	MAXIMUM
Operating Temperature Range	°C	-30	-	+80
Storage Temperature Range	°C	-40	-	+85
Maximum DC Voltage	V	-	-	0
Maximum Input Power	dBm	-	-	27
Source Impedance (single ended) ⁽¹⁾	Ω	-	50	-
Load Impedance (single ended) ⁽¹⁾	Ω	-	50	-
Package type & size	P			
Length x Width	mm ²	-	3.8 x 3.8	-
Height	mm	-	-	1.4

ELECTRICAL SPECIFICATION				
PARAMETERS DESCRIPTION	UNIT	MINIMUM	TYPICAL	MAXIMUM
Center Frequency (Fo)	MHz	-	465	-
Insertion Loss in 462.5 ~467.5 MHz	dB	-	2.6	3.5
Attenuation:				
0.3 ~ 452.5 MHz	dB	40	50	-
452.5 ~ 457.5 MHz	dB	35	47	-
485.0 ~ 507.5 MHz	dB	40	50	-
507.5 ~ 1200.0 MHz	dB	30	44	-
1200.0 ~ 1700.0 MHz	dB	15	27	-
VSWR in 462.5 ~ 467.5 MHz	-	-	1.4	2.1

Notes : (1) No Matching Network

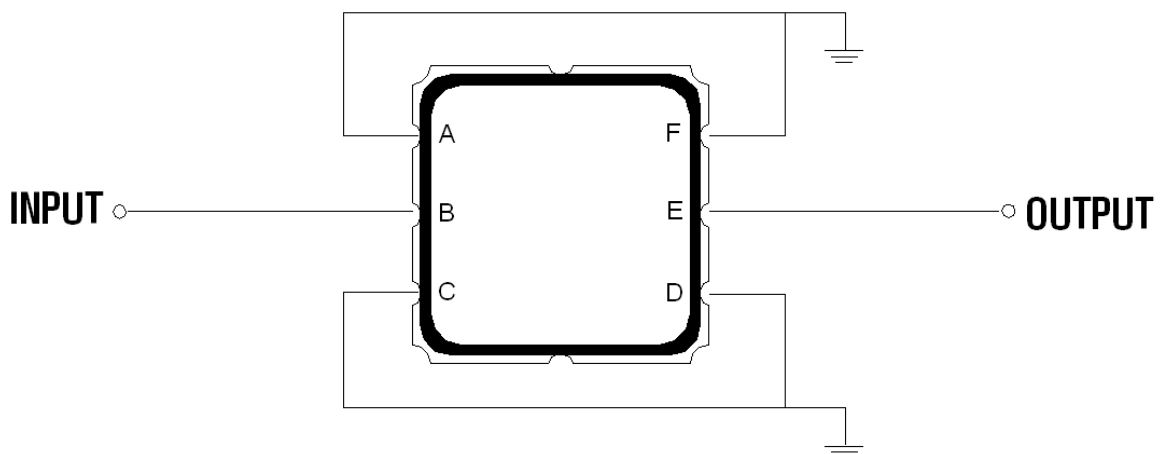
Package Dimensions



Marking Descriptions	
A	CDMA450 Application
G	Series Number
X	Date Code (Year)
Y	Date Code (Month)

Pin Description	
A, C, D, F	Ground
B	In
E	Out

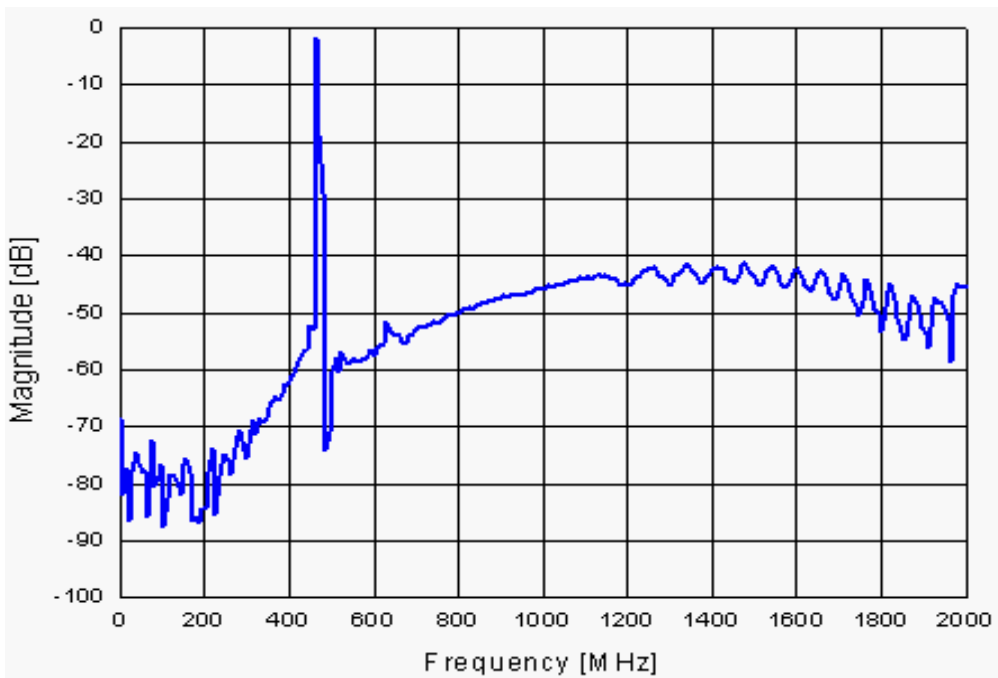
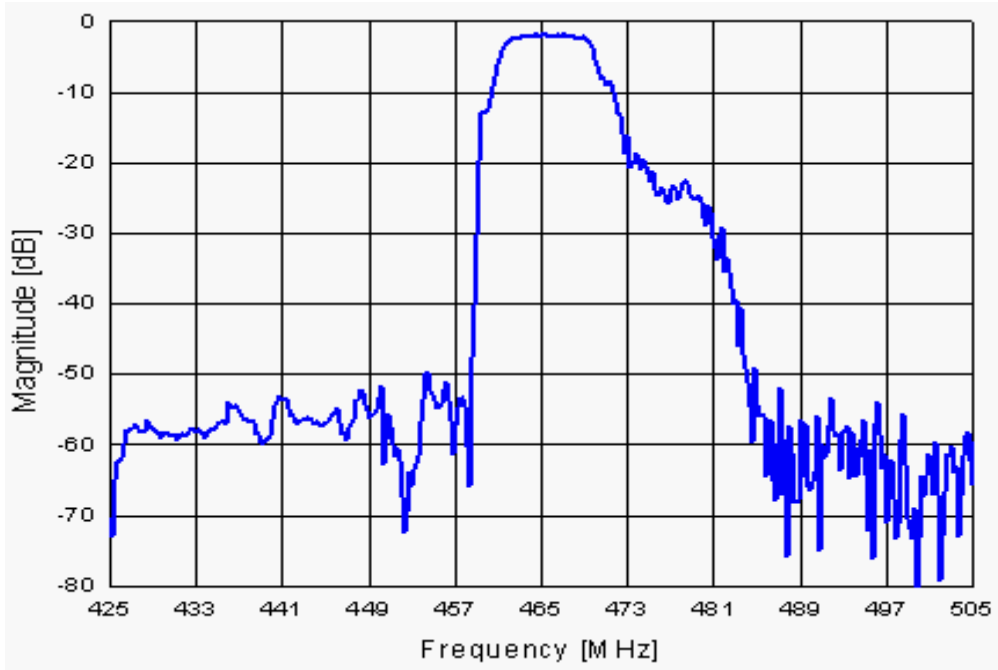
Testing Environment



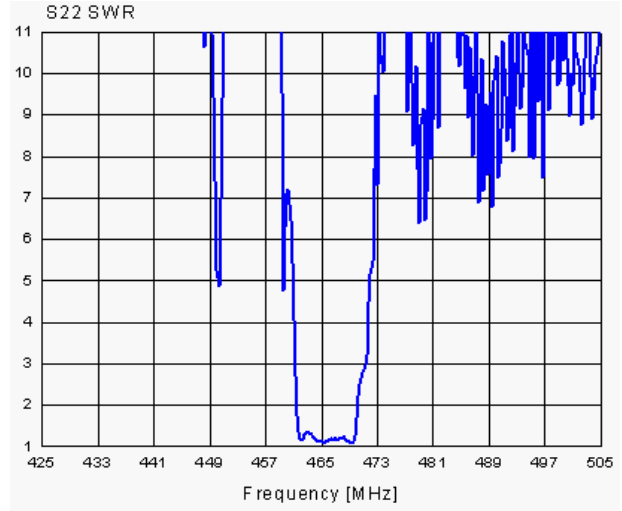
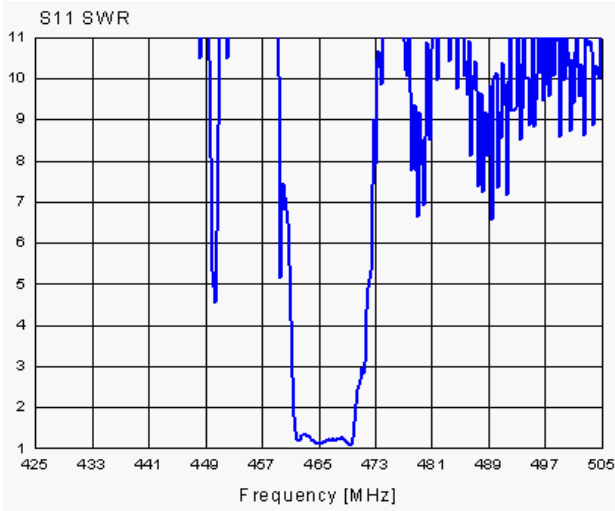
Source & Load Impedance: 50 Ω

Frequency Characteristics

Frequency Response



VSWR



Smith Chart

