

- CDMA 450 A+C Band, RF-Rx SAW Filter
- Revision 0: November 2008

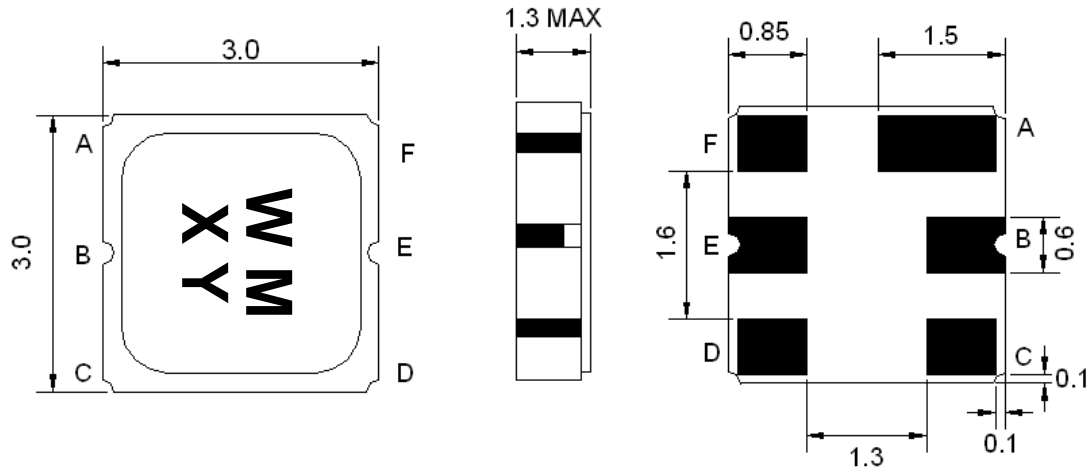
Electrical Characteristics

MAXIMUM RATING				
PARAMETERS DESCRIPTION	UNIT	MINIMUM	TYPICAL	MAXIMUM
Operating Temperature Range	°C	-30	-	+85
Storage Temperature Range	°C	-40	-	+85
Maximum DC Voltage	V	-	-	0
Maximum Input Power	dBm	-	-	25
Source Impedance (single ended) ⁽¹⁾	Ω	-	50	-
Load Impedance (single ended) ⁽¹⁾	Ω	-	50	-
Package type & size	M			
Length x Width	mm ²	-	3.0 x 3.0	-
Height	mm	-	-	1.3

ELECTRICAL SPECIFICATION				
PARAMETERS DESCRIPTION	UNIT	MINIMUM	TYPICAL	MAXIMUM
Center Frequency (Fo)	MHz	-	463.75	-
Insertion Loss within 460.0 ~ 467.5 MHz	dB	-	2.0	3.5
Attenuation:				
0.3 ~ 450.0 MHz	dB	37	43	-
450.0 ~ 455.0 MHz	dB	35	45	-
455.0 ~ 457.5 MHz	dB	2	7	-
480.0 ~ 520.0 MHz	dB	35	40	-
520.0 ~ 1000.0 MHz	dB	35	43	-
1000.0 ~ 2000.0 MHz	dB	30	35	-
VSWR within 460.0 ~ 467.5MHz	-	-	1.7	2.3

Notes: (1) No Matching Network (Ref. Testing Environment Circuit as shown below).

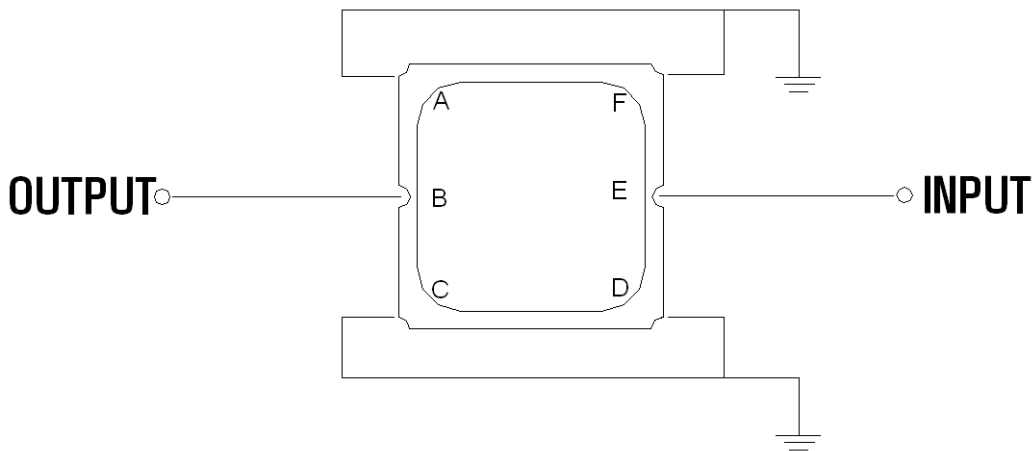
Package Dimensions



Marking Descriptions	
W	CDMA450 Application
M	Series Number
X	Date Code (Year)
Y	Date Code (Month)

Pin Description	
A, C, D, F	Ground
E	In or Out
B	Out or In

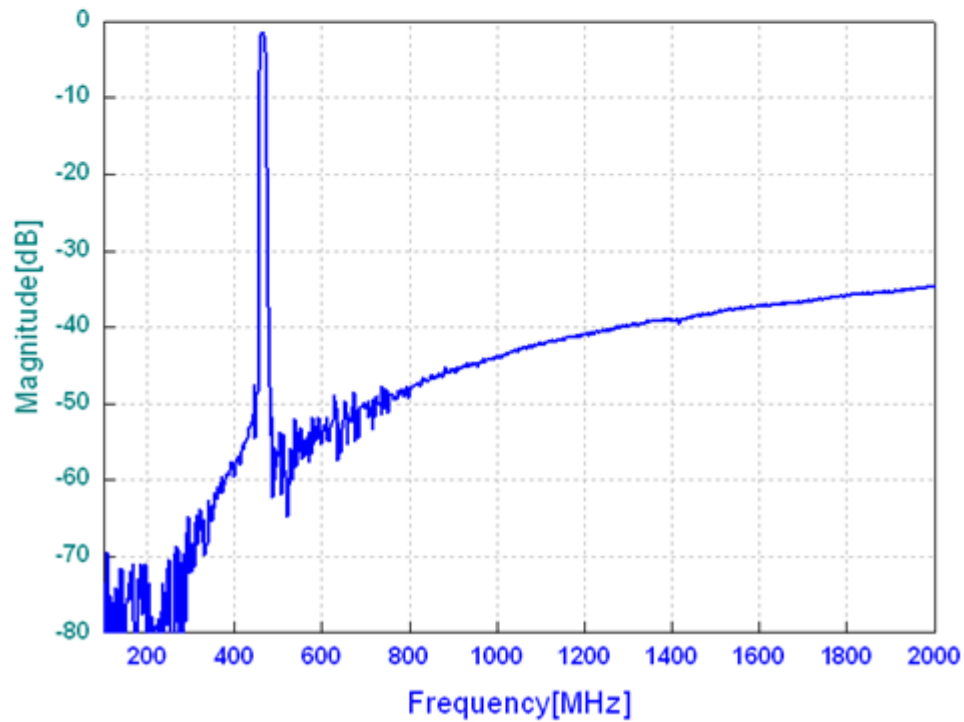
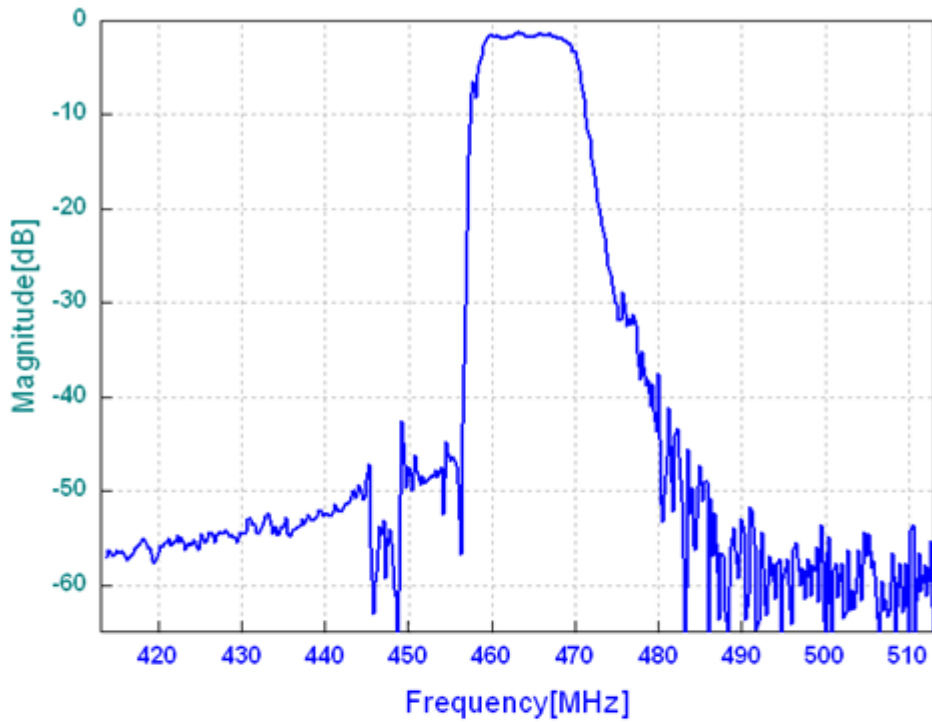
Testing Environment



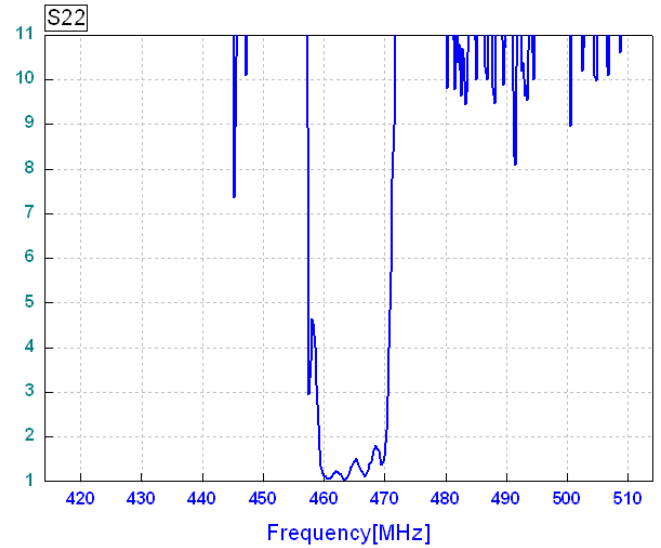
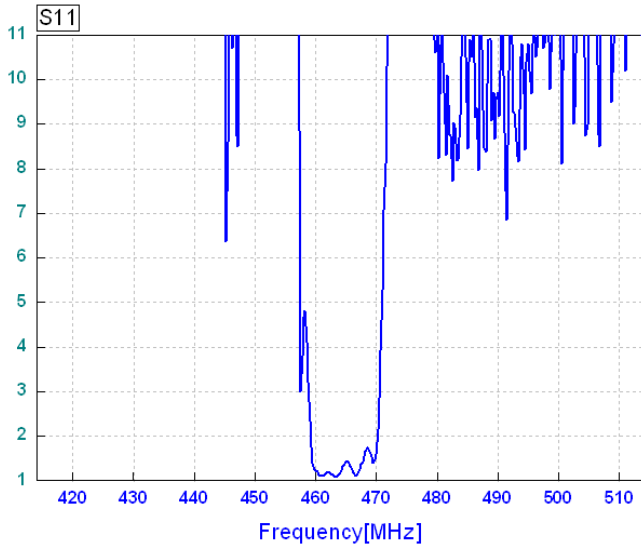
Source & Load Impedance: 50 Ω

Frequency Characteristics

Frequency Response



VSWR



Smith Chart

