

- Remote Control, RF SAW Filter
- Revision 0: January 2010

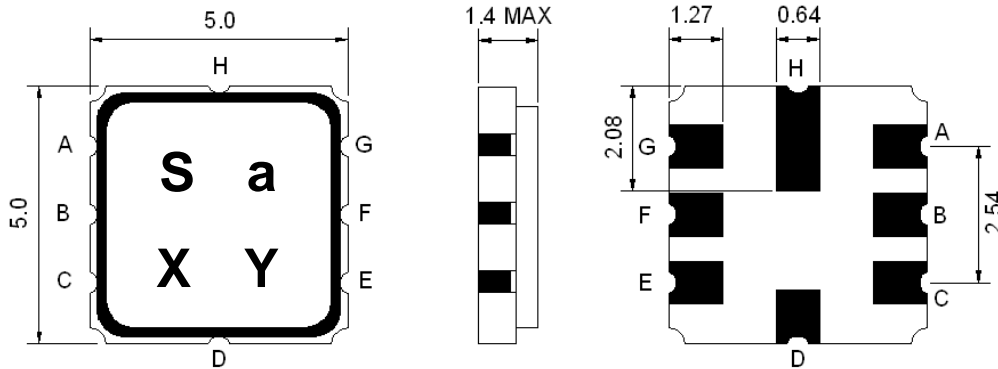
Electrical Characteristics

MAXIMUM RATING				
PARAMETERS DESCRIPTION	UNIT	MINIMUM	TYPICAL	MAXIMUM
Operating Temperature Range	°C	-40	-	+85
Storage Temperature Range	°C	-40	-	+85
Maximum DC Voltage	V	-	-	3
Maximum Input Power	dBm	-	-	10
Source Impedance (single ended) ⁽¹⁾	Ω	-	50	-
Load Impedance (single ended) ⁽¹⁾	Ω	-	50	-
Package type & size	K			
Length x Width	mm ²	-	5.0 x 5.0	-
Height	mm	-	-	1.4

ELECTRICAL SPECIFICATION				
PARAMETERS DESCRIPTION	UNIT	MINIMUM	TYPICAL	MAXIMUM
Center Frequency (Fo)	MHz	-	447.4125	-
Minimum Insertion Loss	dB	-	2.9	4.0
Pass Band (Relative to IL _{min}) 447.1625 ~ 447.6625 MHz	dB	-	0.6	3.0
Pass Bandwidth (Relative to IL _{min}) BW ₃	KHz	300	860	-
Attenuation (Relative to IL _{min})				
10.0 ~ 426.9 MHz	dB	40	58	-
426.9 ~ 441.3 MHz	dB	30	38	-
441.3 ~ 445.9 MHz	dB	15	23	-
449.0 ~ 455.7 MHz	dB	10	12	-
455.7 ~ 567.0 MHz	dB	25	35	-
567.0 ~ 1000.0 MHz	dB	45	67	-

Notes : (1) With Matching Network .

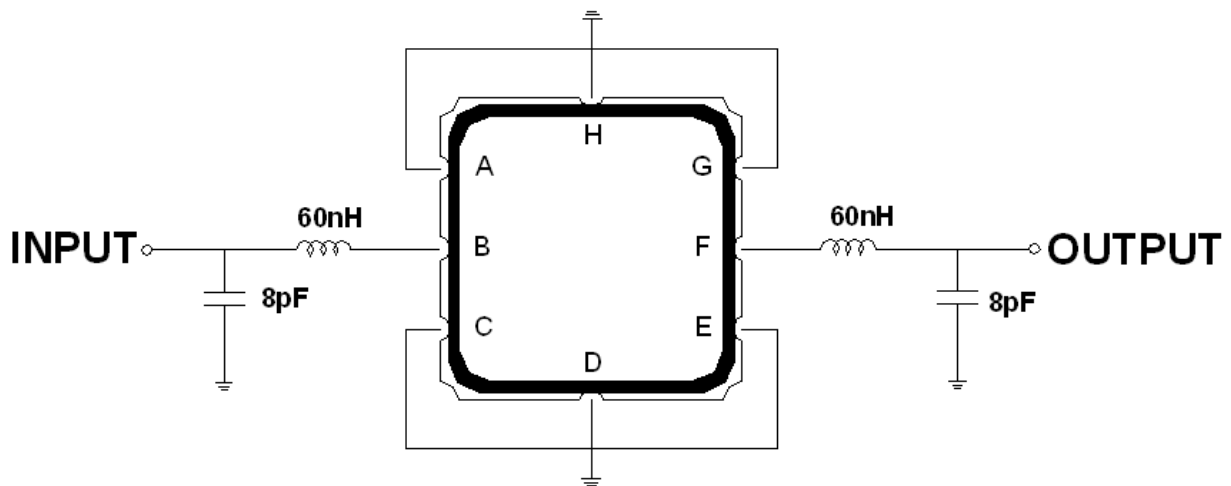
Package Dimensions



Marking Descriptions	
S	TCRF Application
a	Series Number
X	Date Code (Year)
Y	Date Code (Month)

Pin Description	
H, D	Case Ground
A, C, G, E	Ground
B	Input
F	Output

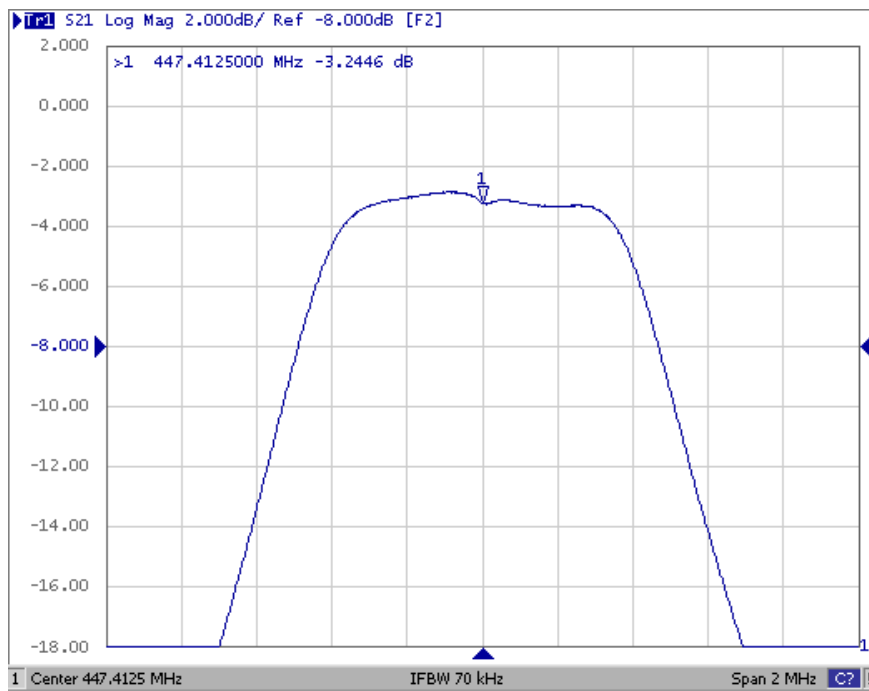
Testing Environment



Source & Load Impedance: 50 Ω

Frequency Characteristics

Frequency Response



Smith Chart

