

- CDMA 450 L-Band, RF-Rx SAW Filter
- Revision 0: June 2008

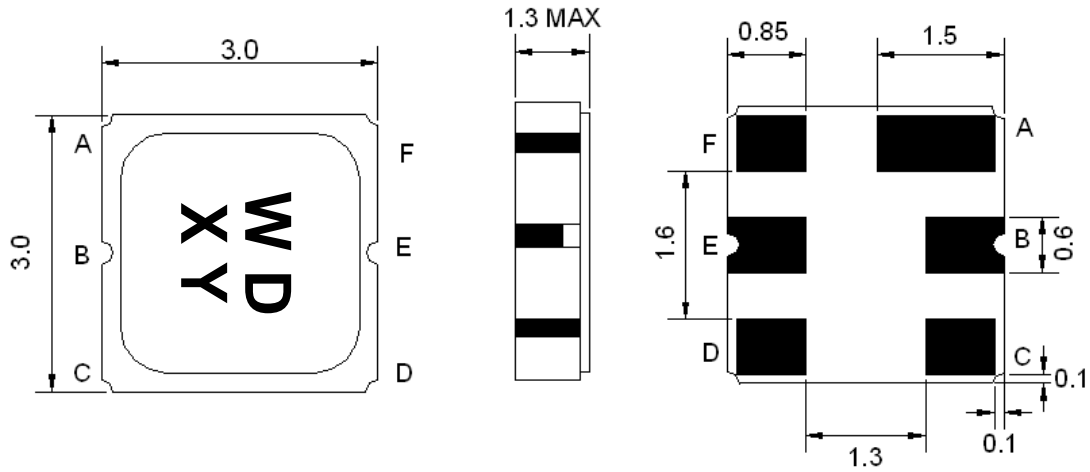
Electrical Characteristics

MAXIMUM RATING				
PARAMETERS DESCRIPTION	UNIT	MINIMUM	TYPICAL	MAXIMUM
Operating Temperature Range	°C	-30	-	+80
Storage Temperature Range	°C	-40	-	+85
Maximum DC Voltage	V	-	-	0
Maximum Input Power	dBm	-	-	27
Source Impedance (single ended) ⁽¹⁾	Ω	-	50	-
Load Impedance (single ended) ⁽¹⁾	Ω	-	50	-
Package type & size	M			
Length x Width	mm ²	-	3.0 x 3.0	-
Height	mm	-	-	1.3

ELECTRICAL SPECIFICATION				
PARAMETERS DESCRIPTION	UNIT	MINIMUM	TYPICAL	MAXIMUM
Center Frequency (Fo)	MHz	-	422.5	-
Insertion Loss within 420.0 ~ 425.0 MHz	dB	-	1.5	3.0
Attenuation:				
0.3 ~ 410.0 MHz	dB	38	47	-
410.0 ~ 415.0 MHz	dB	40	49	-
445.0 ~ 600.0 MHz	dB	40	48	-
600.0 ~ 1200.0 MHz	dB	35	41	-
1200.0 ~ 2000.0 MHz	dB	30	35	-
VSWR within 420.0 ~ 425.0 MHz	-	-	1.4	2.0

Notes : (1) No Matching Network .

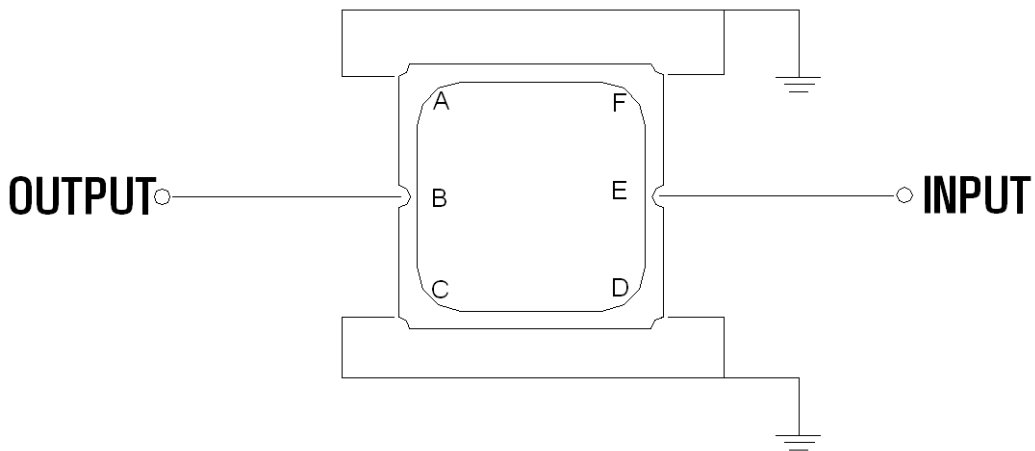
Package Dimensions



Marking Descriptions	
W	CDMA450 Application
D	Series Number
X	Date Code (Year)
Y	Date Code (Month)

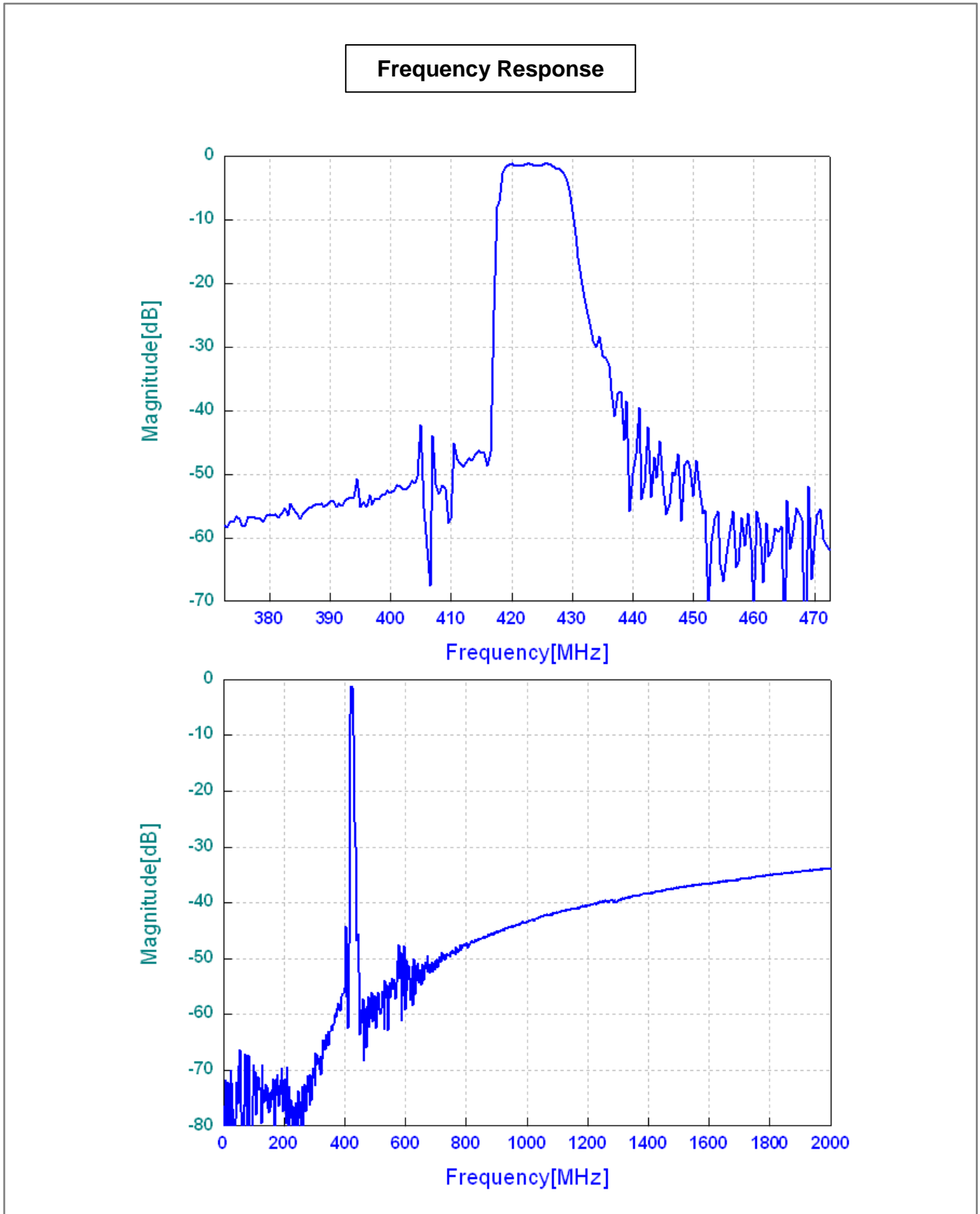
Pin Description	
A, C, D, F	Ground
E	In
B	Out

Testing Environment

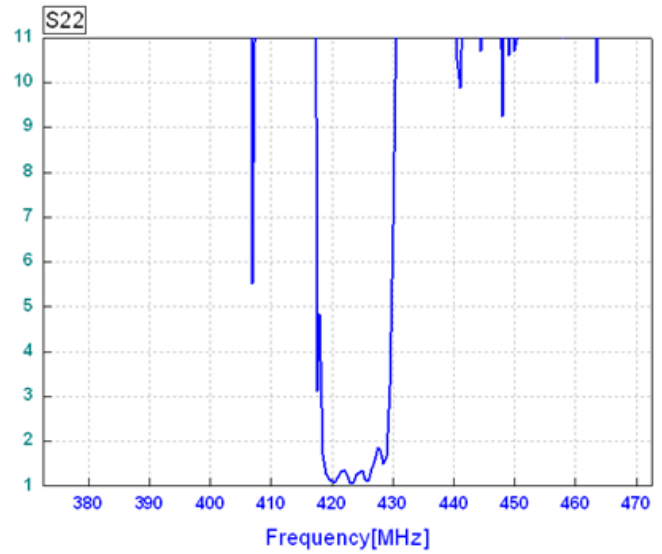
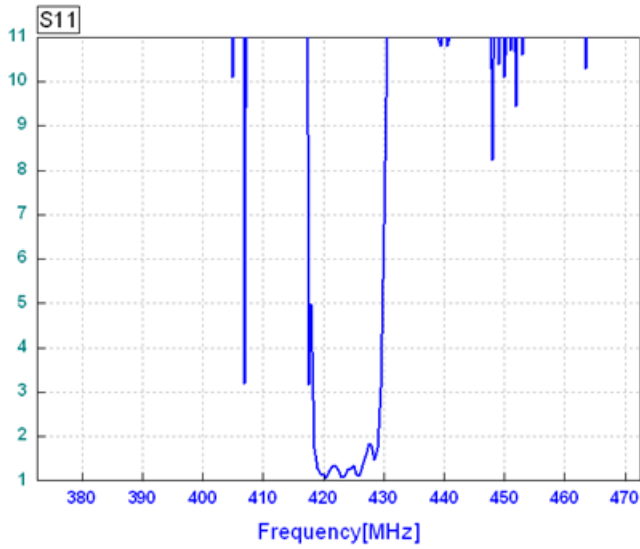


Source & Load Impedance: 50 Ω

Frequency Characteristics

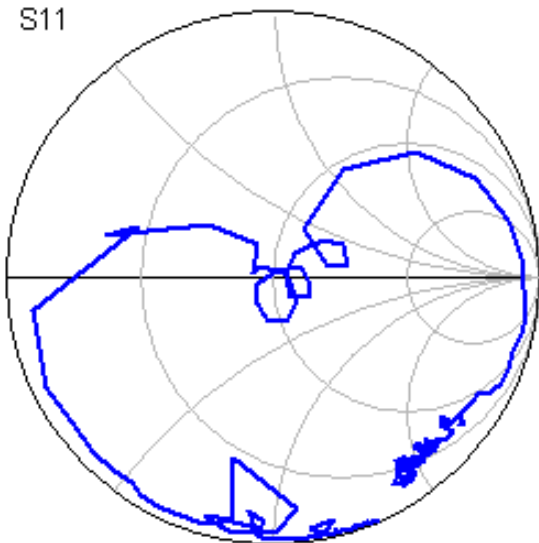


VSWR



Smith Chart

S11



S22

