

- CDMA 450 L-Band, Balanced RF-Rx SAW Filter
- Revision 0: January 2007

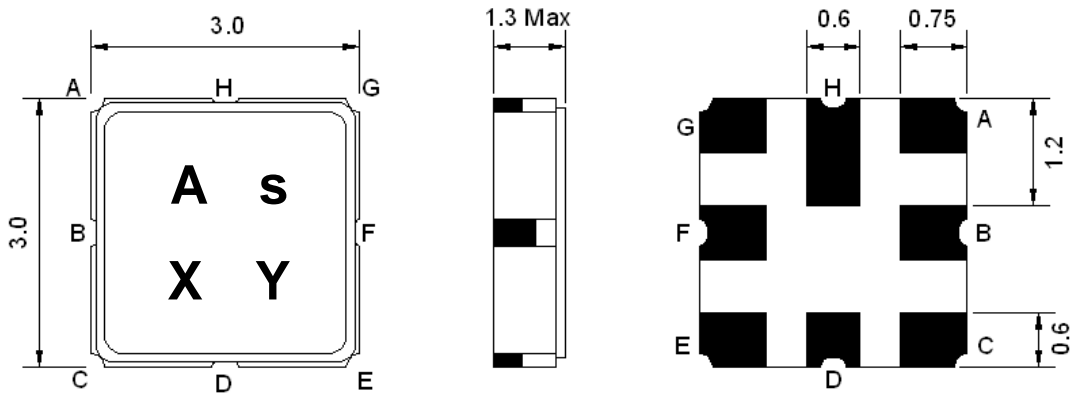
## Electrical Characteristics

MAXIMUM RATING				
PARAMETERS DESCRIPTION	UNIT	MINIMUM	TYPICAL	MAXIMUM
Operating Temperature Range	°C	-30	-	+80
Storage Temperature Range	°C	-40	-	+85
Maximum DC Voltage	V	-	-	0
Maximum Input Power	dBm	-	-	27
Source Impedance (single ended) <sup>(1)</sup>	Ω	-	50	-
Load Impedance (balanced ended) <sup>(1)</sup>	Ω	-	100	-
Package type & size	M1			
Length x Width	mm <sup>2</sup>	-	3.0 x 3.0	-
Height	mm	-	-	1.3

ELECTRICAL SPECIFICATION				
PARAMETERS DESCRIPTION	UNIT	MINIMUM	TYPICAL	MAXIMUM
Center Frequency (Fo)	MHz	-	422.5	-
Insertion Loss in 420.0 ~425.0 MHz	dB	-	2.6	4.0
<b>Stop Band Attenuation:</b>				
0.3 ~ 410.0 MHz	dB	40	50	-
410.0 ~ 415.0 MHz	dB	35	48	-
445.0 ~ 600.0 MHz	dB	40	48	-
600.0 ~ 1200.0 MHz	dB	40	55	-
1200.0 ~ 2000.0 MHz	dB	35	50	-
VSWR in 420.0 ~ 425.0 MHz	-	-	1.9	2.5

**Notes:** (1) No Matching Network.

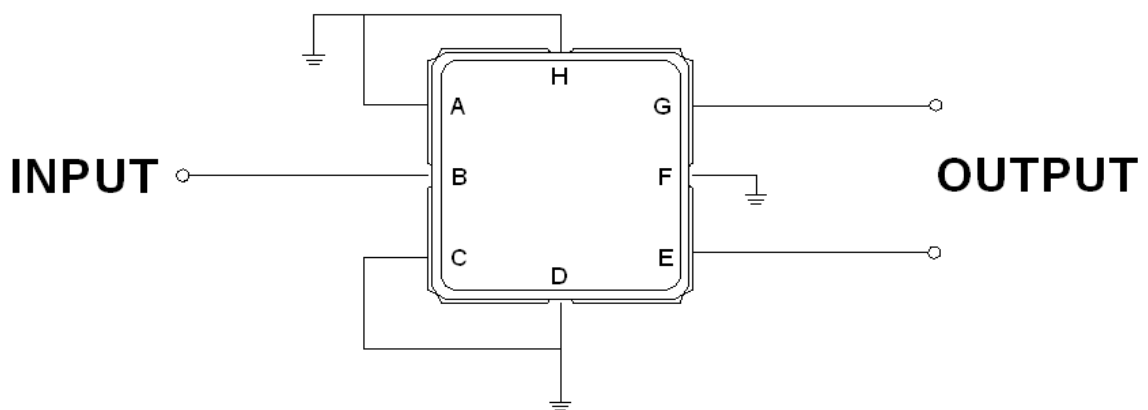
## Package Dimensions



Marking Descriptions	
A	CDMA450 Application
s	Series Number
X	Date Code (Year)
Y	Date Code (Month)

Pin Description	
A, C, D, F, H	Ground
B	In
E, G	Out

## Testing Environment

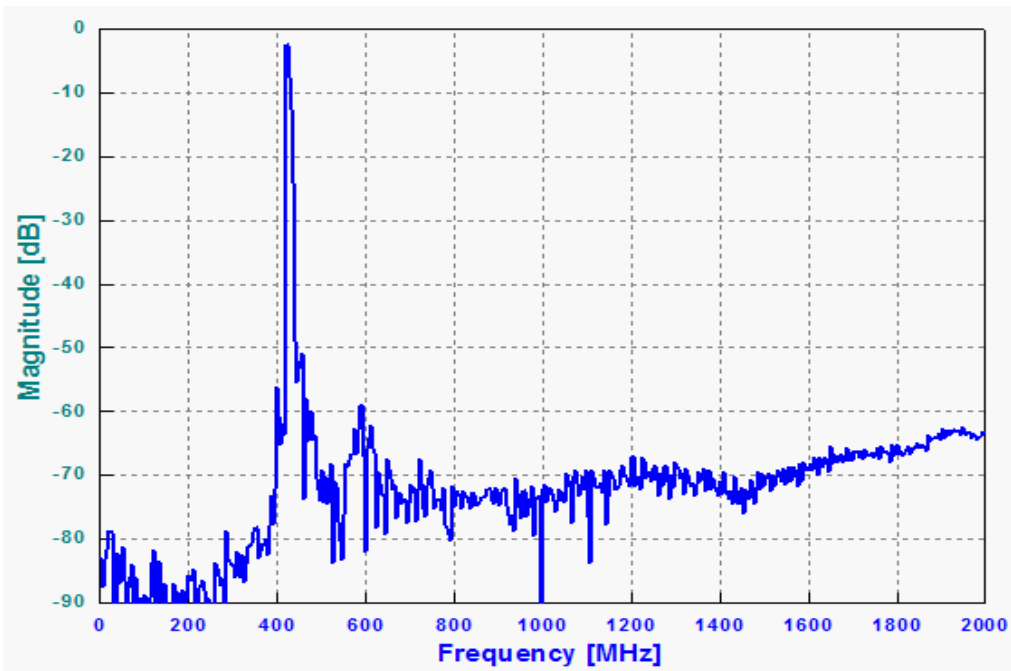
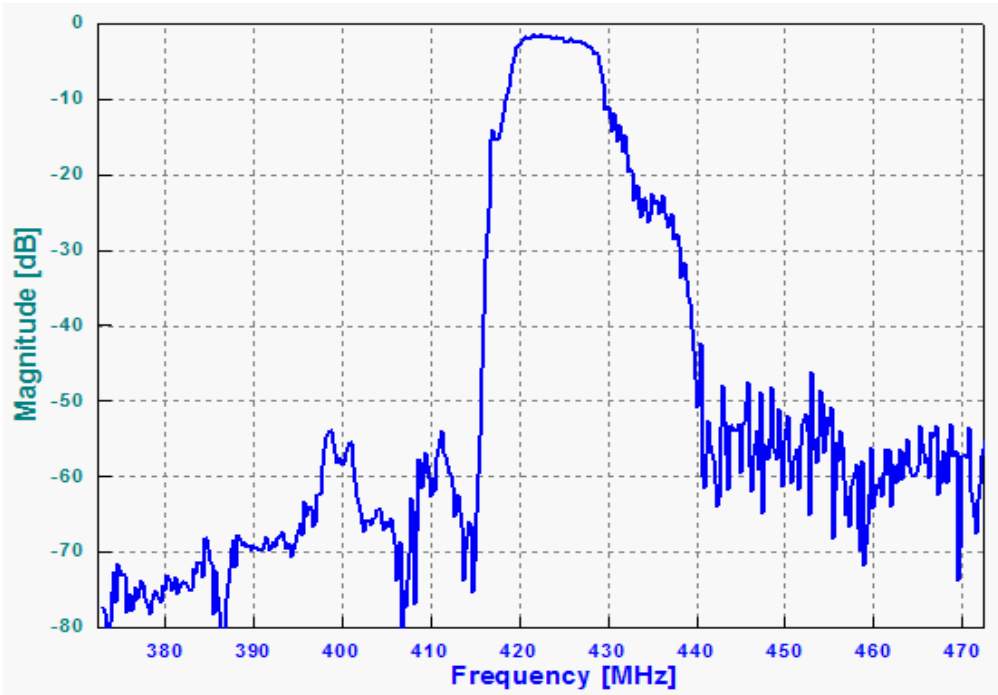


Source Impedance: 50  $\Omega$

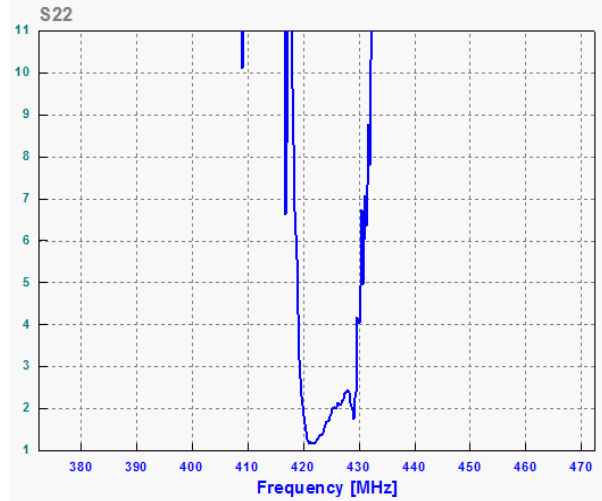
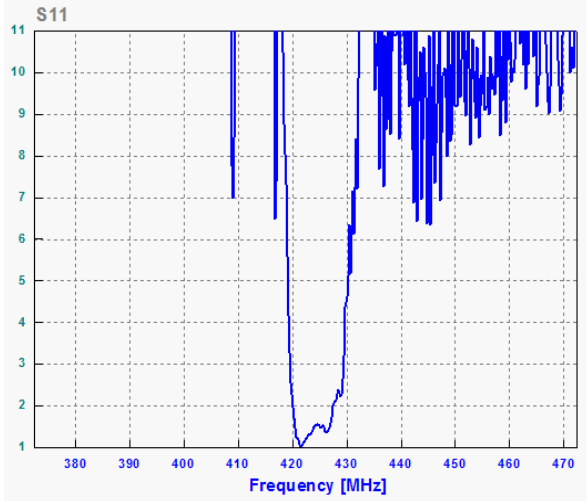
Load Impedance: 100  $\Omega$

## Frequency Characteristics

Frequency Response



**VSWR**



**Smith Chart**

