

- DMB, RF SAW Filter
- Revision 0: December 2004

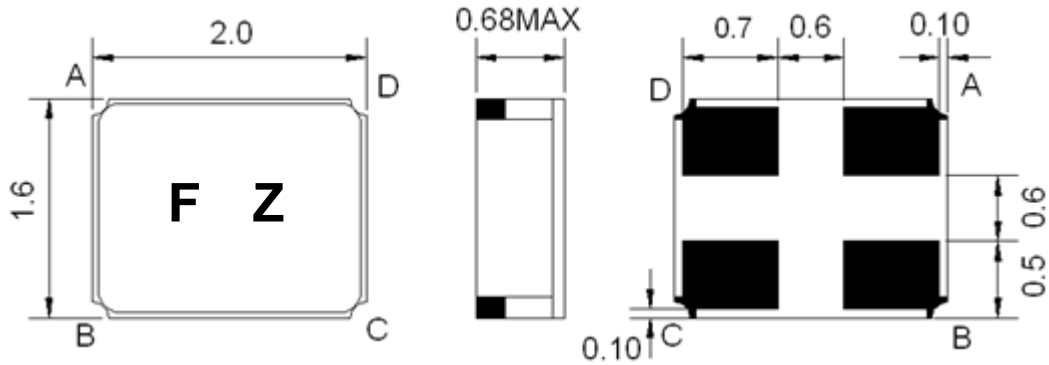
Electrical Characteristics

MAXIMUM RATING				
PARAMETERS DESCRIPTION	UNIT	MINIMUM	TYPICAL	MAXIMUM
Operating Temperature Range	°C	-30	-	+80
Storage Temperature Range	°C	-40	-	+85
Maximum DC Voltage	V	-	-	0.2
Maximum Input Power	dBm	-	-	0
Source Impedance (single ended) ⁽¹⁾	Ω	-	50	-
Load Impedance (single ended) ⁽¹⁾	Ω	-	50	-
Package type & size	J			
Length x Width	mm ²	-	2.0 x 1.6	-
Height	mm	-	-	0.68

ELECTRICAL SPECIFICATION				
PARAMETERS DESCRIPTION	UNIT	MINIMUM	TYPICAL	MAXIMUM
Center Frequency (Fo)	MHz	-	2642.5	-
Insertion Loss within 2630.0 ~ 2655.0 MHz	dB	-	2.6	3.2
Amplitude Ripple within 2630.0 ~ 2655.0 MHz	dB _{p-p}	-	0.5	1.5
Attenuation:				
D.C. ~ 2400 MHz	dB	20	23	-
2400 ~ 2500 MHz	dB	35	40	-
2750 ~ 3500 MHz	dB	35	39	-
3500 ~ 6000 MHz	dB	15	20	-
VSWR within 2630.0 ~ 2655.0 MHz	-	-	2.1	2.5

Notes: (1) No Matching Network (Ref. Testing Environment Circuit as shown below).

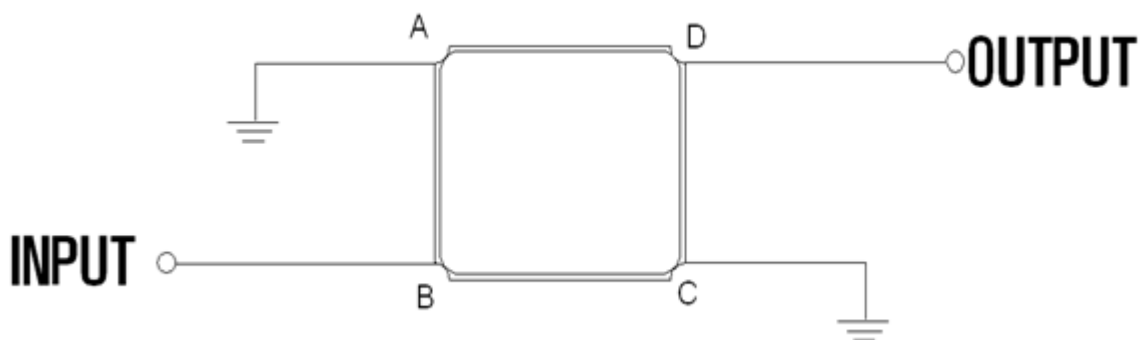
Package Dimensions



Marking Descriptions	
F	Series Number
Z	Date Code (Year)

Pin Description	
A, C	Ground
B	In
D	Out

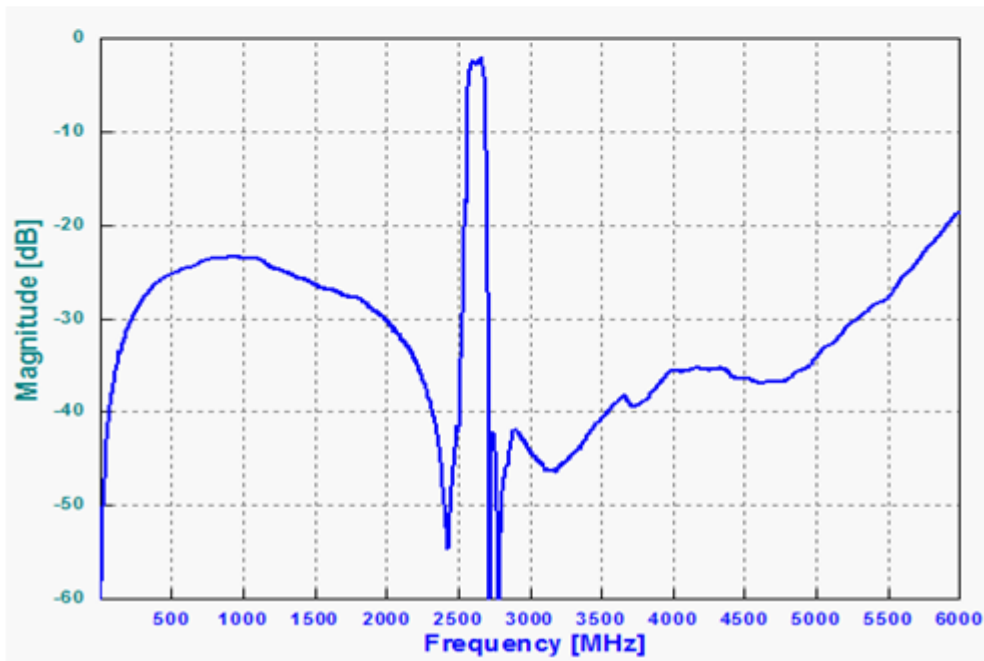
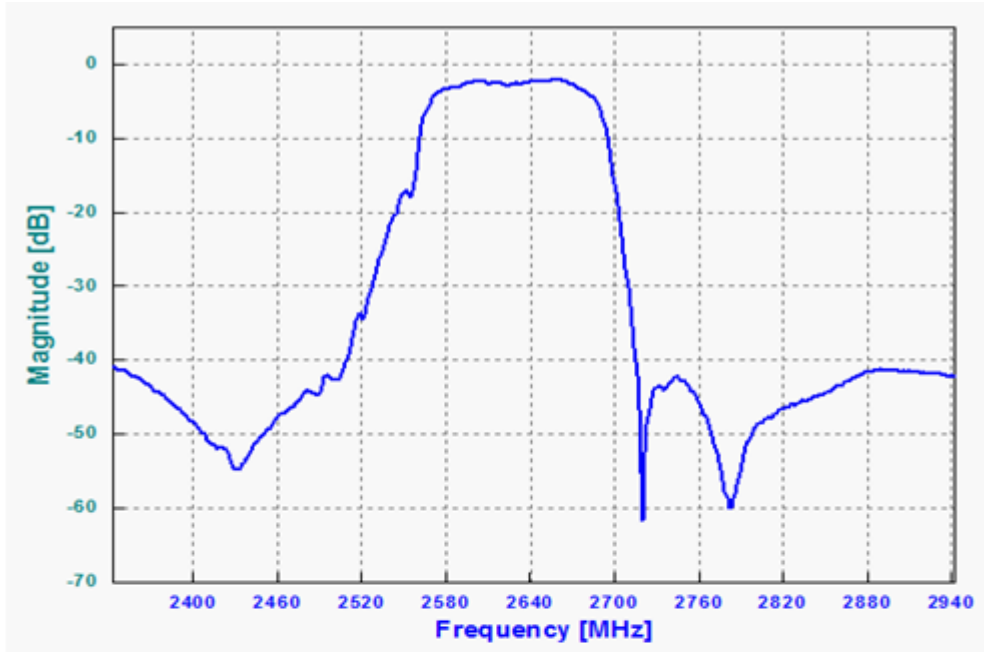
Testing Environment



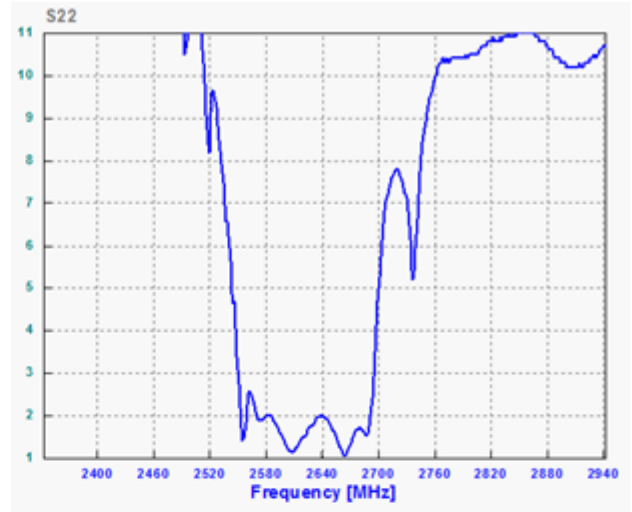
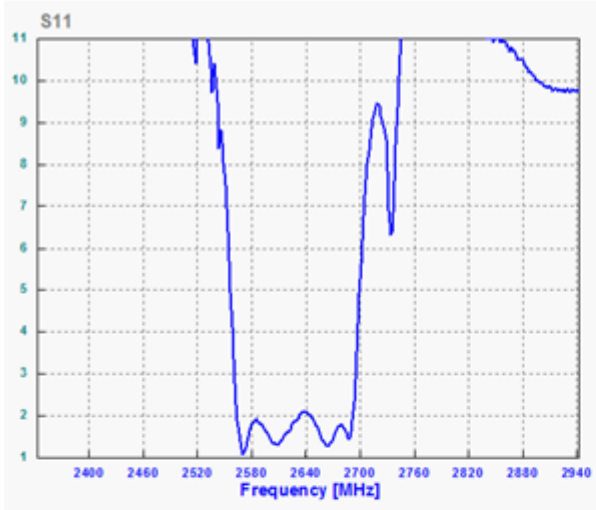
Source & Load Impedance: 50 Ω

Frequency Characteristics

Frequency Response



VSWR



Smith Chart

