

- Wireless, RF SAW Filter
- Revision 0: March 2011

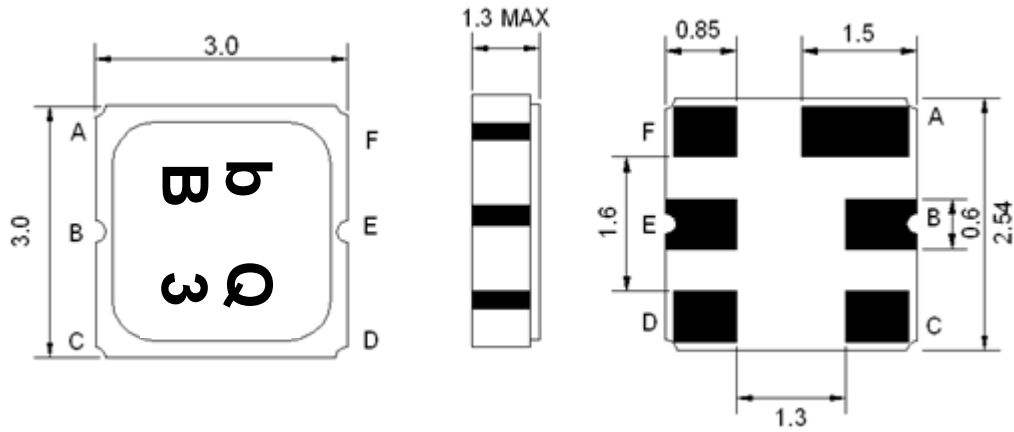
Electrical Characteristics

MAXIMUM RATING				
PARAMETERS DESCRIPTION	UNIT	MINIMUM	TYPICAL	MAXIMUM
Operating Temperature Range	°C	-30	-	+85
Storage Temperature Range	°C	-40	-	+85
Maximum DC Voltage	V	-	-	5
Maximum Input Power	dBm	-	-	25
Source Impedance (single ended) ⁽¹⁾	Ω	-	50	-
Load Impedance (single ended) ⁽¹⁾	Ω	-	50	-
Package type & size	M			
Length x Width	mm ²	-	3.0 x 3.0	-
Height	mm	-	-	1.3

ELECTRICAL SPECIFICATION				
PARAMETERS DESCRIPTION	UNIT	MINIMUM	TYPICAL	MAXIMUM
Center Frequency (Fo)	MHz	-	2560.0	-
Insertion Loss within 2545.0 ~ 2575.0 MHz	dB	-	2.0	3.0
Amplitude Ripple within 2545.0 ~ 2575.0MHz	dB _{p-p}	-	0.9	1.5
Attenuation:				
0.3 ~ 2400.0 MHz	dB	18	22	-
2700.0 ~ 3000.0 MHz	dB	22	27	-

Notes: (1) No Matching Network (Ref. Testing Environment Circuit as shown below).

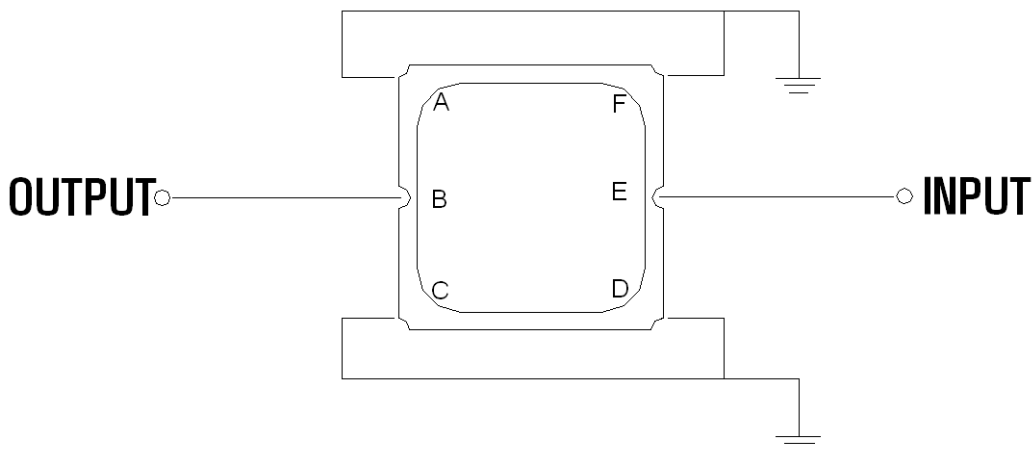
Package Dimensions



Marking Descriptions	
b	Wireless Application
Q	Series Number
B	Date Code(Year)
3	Date Code(Month)

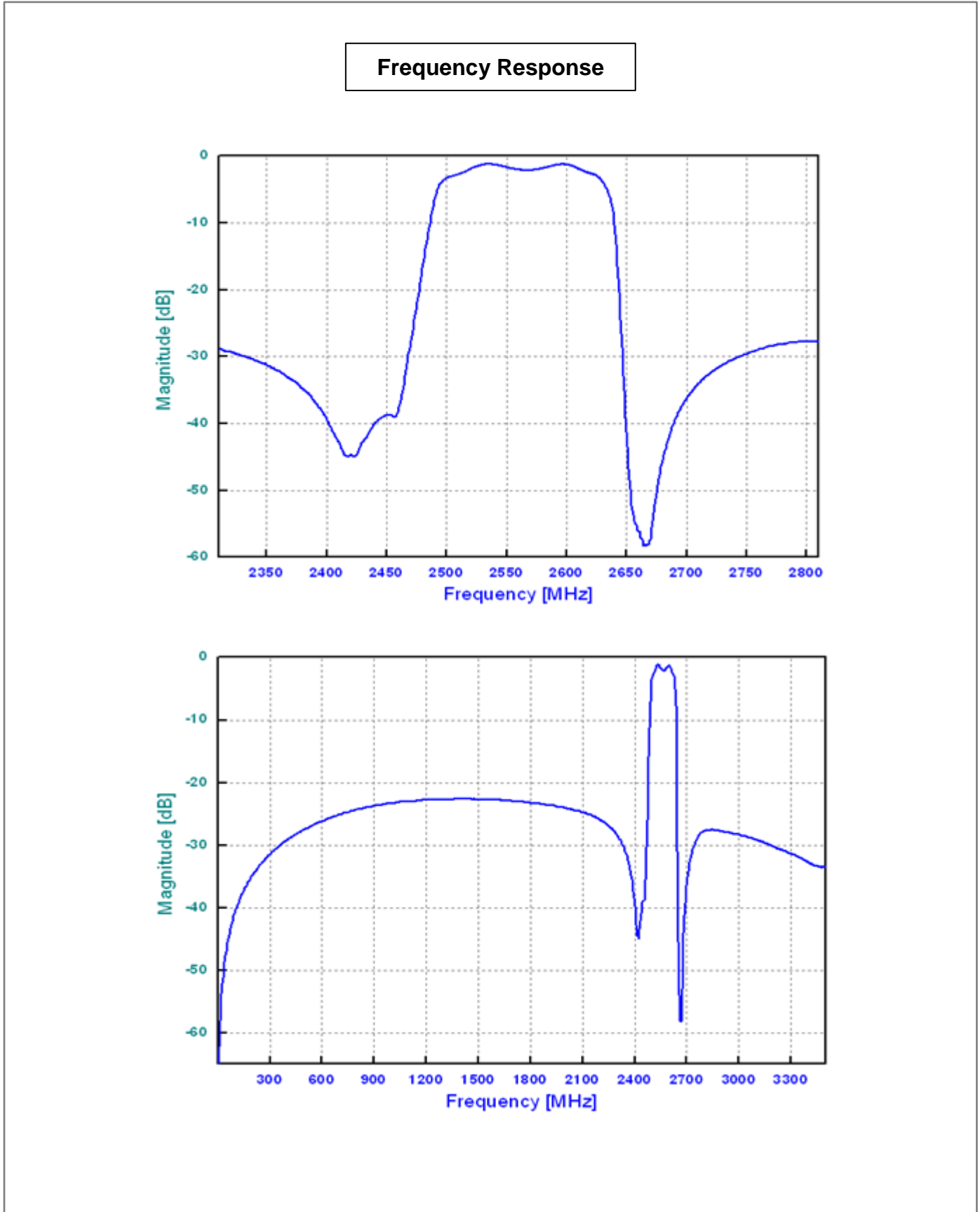
Pin Description	
A, C, D, F	Ground
E	In or Out
B	Out or In

Testing Environment

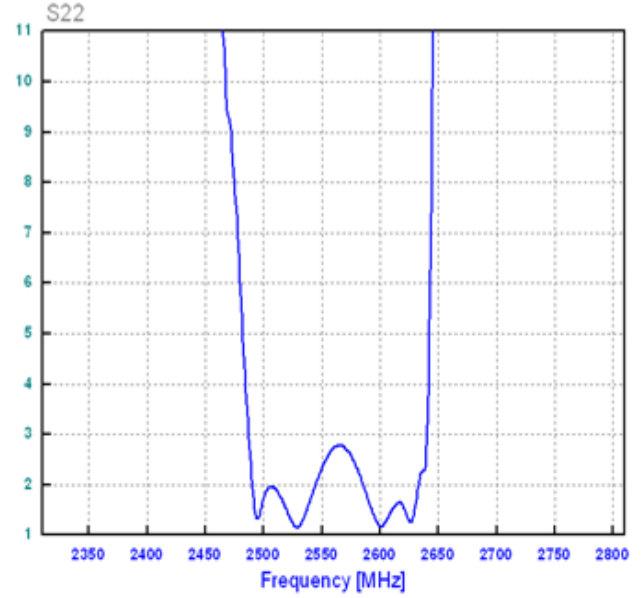
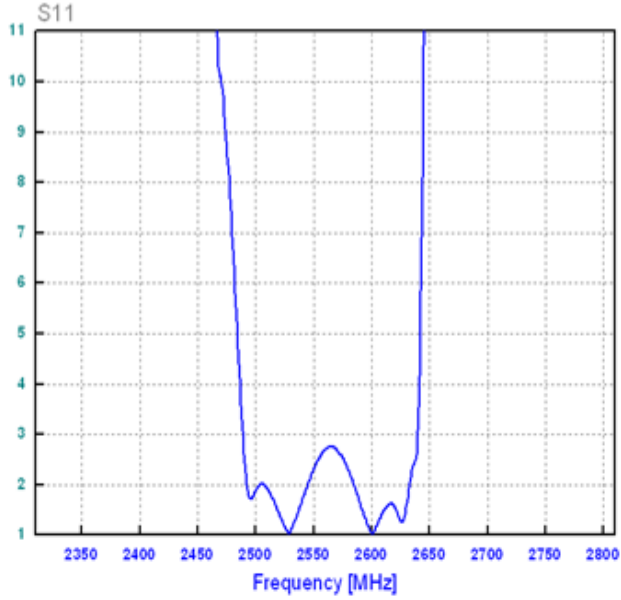


Source & Load Impedance: 50 Ω

Frequency Characteristics



VSWR



Smith Chart

