

- Wireless, RF SAW Filter
- Revision 1: June 2012

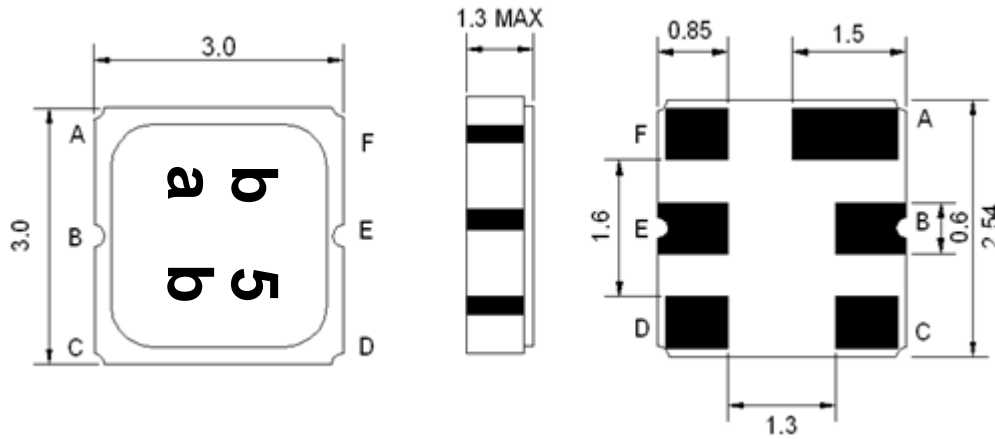
Electrical Characteristics

MAXIMUM RATING				
PARAMETERS DESCRIPTION	UNIT	MINIMUM	TYPICAL	MAXIMUM
Operating Temperature Range	°C	-30	-	+80
Storage Temperature Range	°C	-40	-	+85
Maximum DC Voltage	V	-	-	0
Maximum Input Power	dBm	-	-	15
Source Impedance (single ended) ⁽¹⁾	Ω	-	50	-
Load Impedance (single ended) ⁽¹⁾	Ω	-	50	-
Package type & size	M			
Length x Width	mm ²	-	3.0 x 3.0	-
Height	mm	-	-	1.3

ELECTRICAL SPECIFICATION				
PARAMETERS DESCRIPTION	UNIT	MINIMUM	TYPICAL	MAXIMUM
Center Frequency (Fo)	MHz	-	2463.0	-
Insertion Loss within 2442.0 ~ 2485.0 MHz	dB	-	2.6	3.5
Amplitude Ripple within 2442.0 ~ 2485.0MHz	dB _{p-p}	-	1.3	2.2
Attenuation:				
2300.0~ 2400.0 MHz	dB	15	32	-
VSWR within 2442.0 ~ 2485.0 MHz	-	-	1.5	2.3

Notes: (1) No Matching Network (Ref. Testing Environment Circuit as shown below).

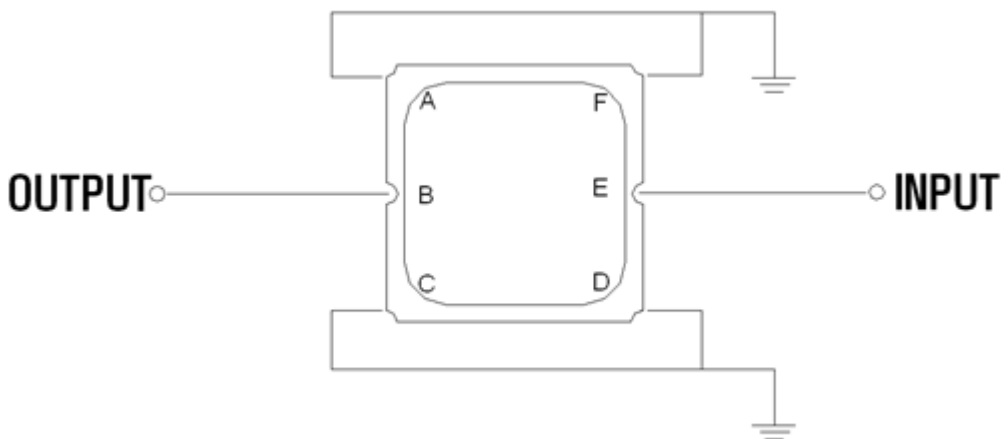
Package Dimensions



Marking Descriptions	
b	Wireless Application
5	Series Number
a	Date Code (Year)
b	Date Code (Month)

Pin Description	
A, C, D, F	Ground
E	In or Out
B	Out or In

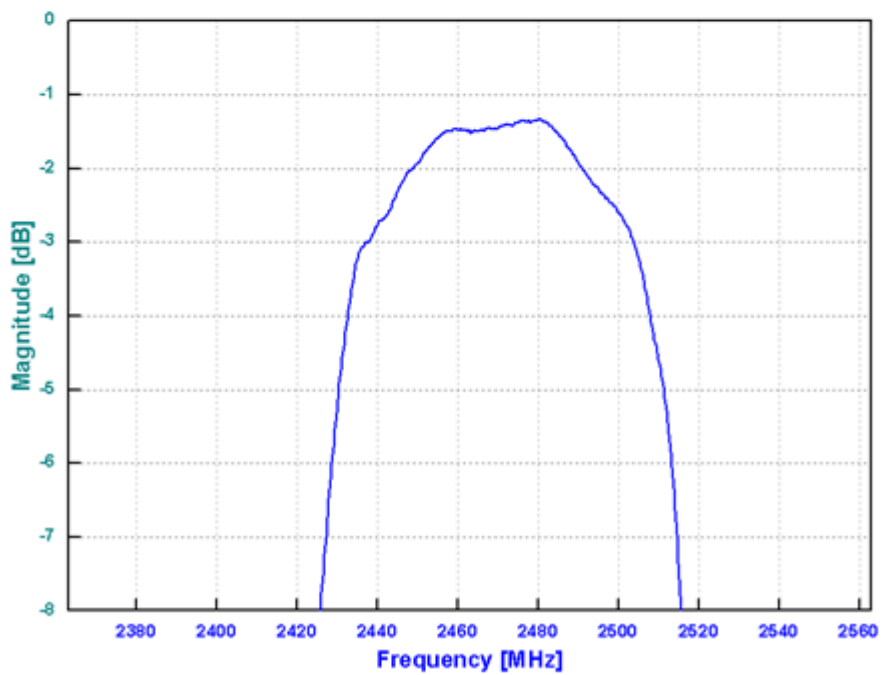
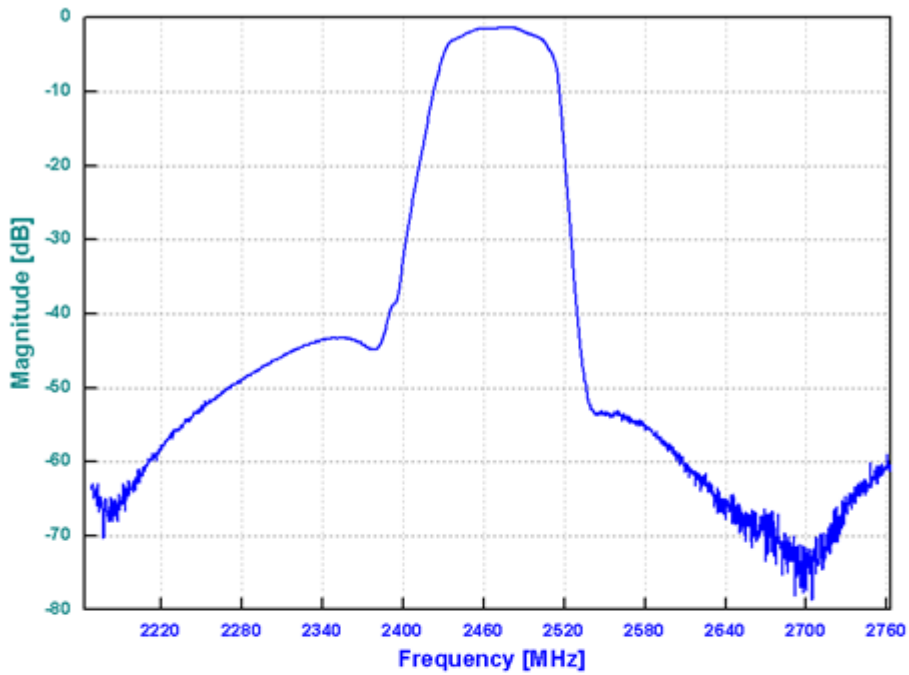
Testing Environment



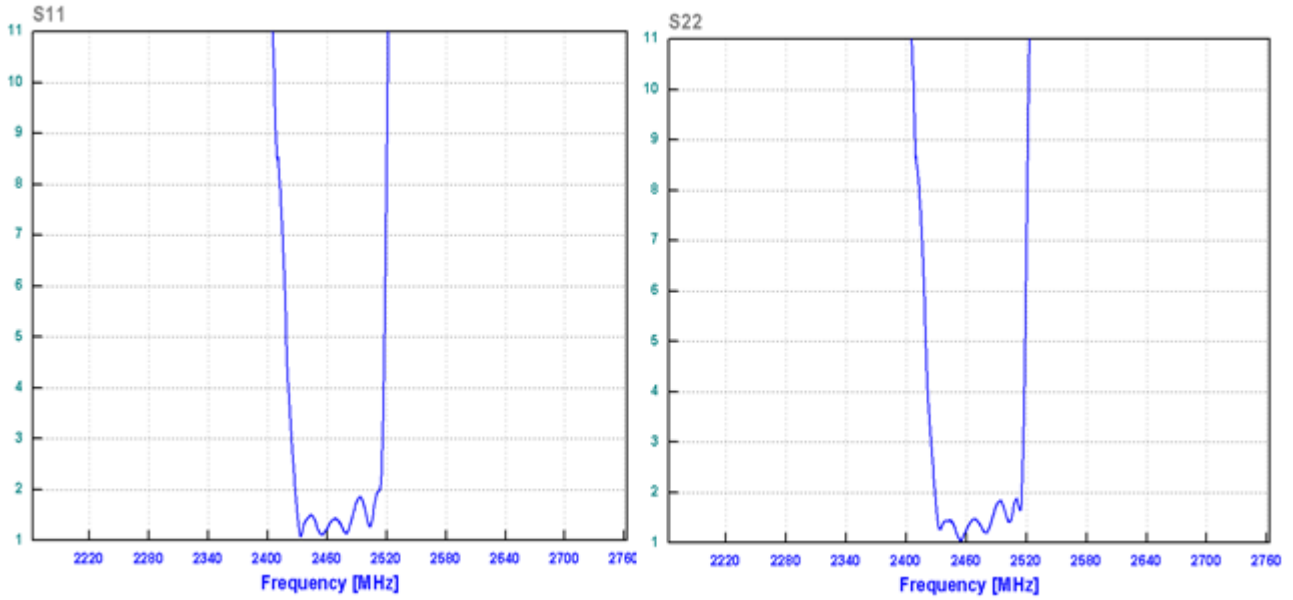
Source & Load Impedance: 50 Ω

Frequency Characteristics

Frequency Response



VSWR



Smith Chart

