

- Bluetooth, RF SAW Filter
- Revision 0: April 2012

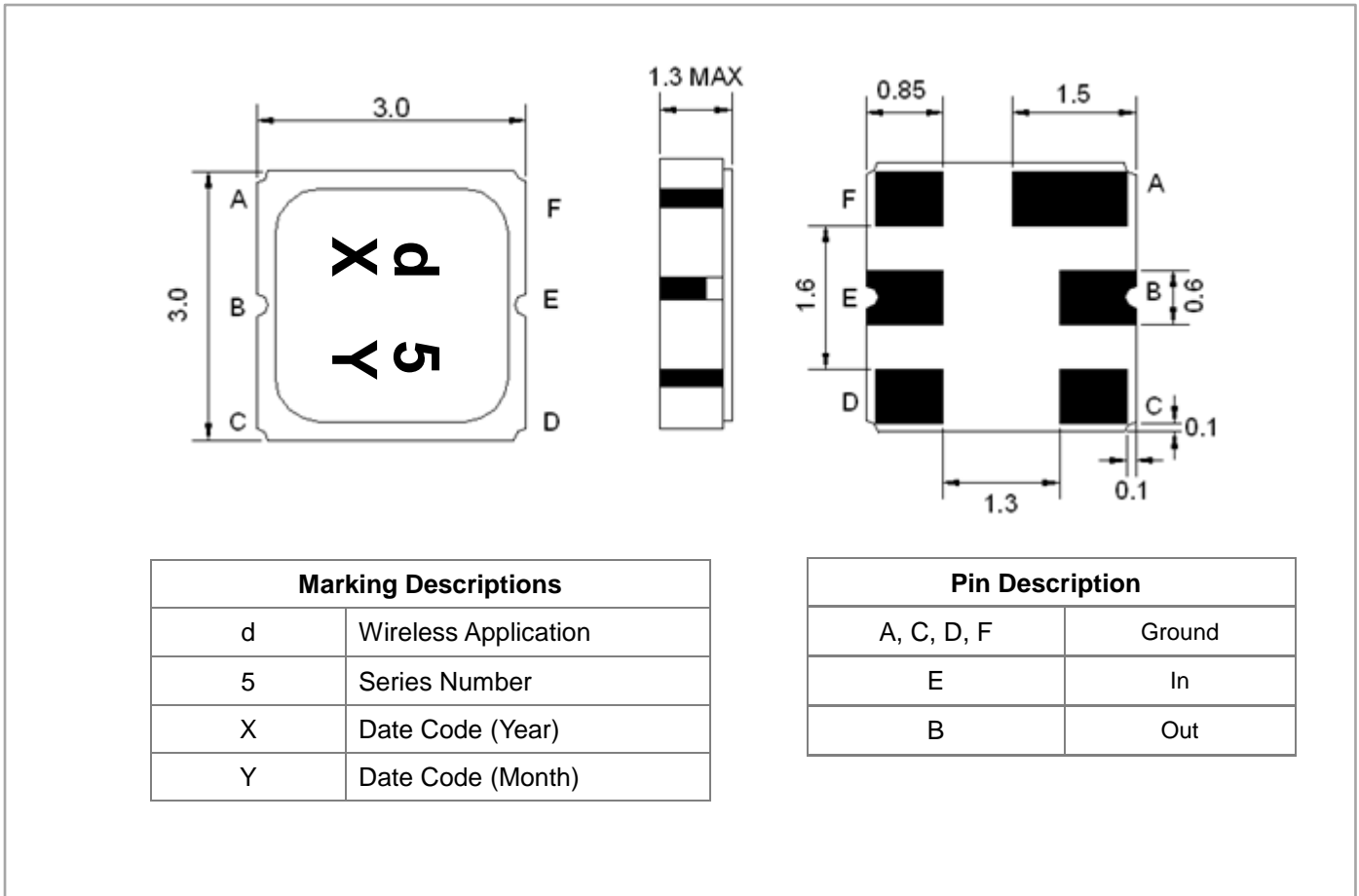
## Electrical Characteristics

MAXIMUM RATING				
PARAMETERS DESCRIPTION	UNIT	MINIMUM	TYPICAL	MAXIMUM
Operating Temperature Range	°C	-40	-	+85
Storage Temperature Range	°C	-40	-	+85
Maximum DC Voltage	V	-	-	-
Maximum Input Power	dBm	-	-	26
Source Impedance (single ended) <sup>(1)</sup>	Ω	-	50	-
Load Impedance (single ended) <sup>(1)</sup>	Ω	-	50	-
Package type & size	M			
Length x Width	mm <sup>2</sup>	-	3.0 x 3.0	-
Height	mm	-	-	1.3

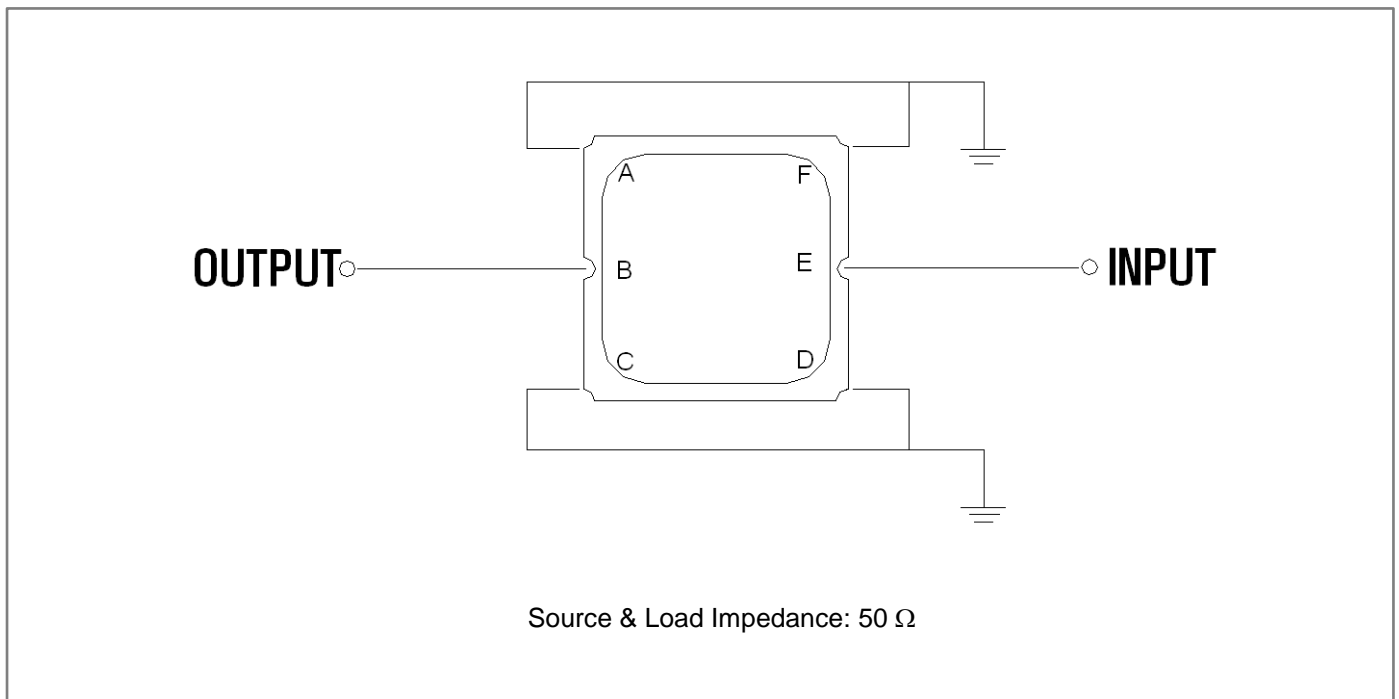
ELECTRICAL SPECIFICATION				
PARAMETERS DESCRIPTION	UNIT	MINIMUM	TYPICAL	MAXIMUM
Center Frequency (Fo)	MHz	-	2441.8	-
Insertion Loss within 2400.0 ~ 2483.5 MHz	dB	-	2.5	5.0
Amplitude Ripple within 2400.0 ~ 2483.5 MHz	dB <sub>p-p</sub>	-	1.2	3.0
<b>Attenuation:</b>				
D.C ~ 1700.0 MHz	dB	20	29	-
1700.0 ~ 2200.0 MHz	dB	25	30	-
2700.0 ~ 3100.0 MHz	dB	30	40	-
3100.0 ~ 4000.0 MHz	dB	20	29	-
4000.0 ~ 5000.0 MHz	dB	10	20	-
VSWR within 2400.0 ~ 2483.5 MHz	-	-	1.7	2.6

**Notes:** (1) No Matching Network (Ref. Testing Environment Circuit as shown below).

## Package Dimensions

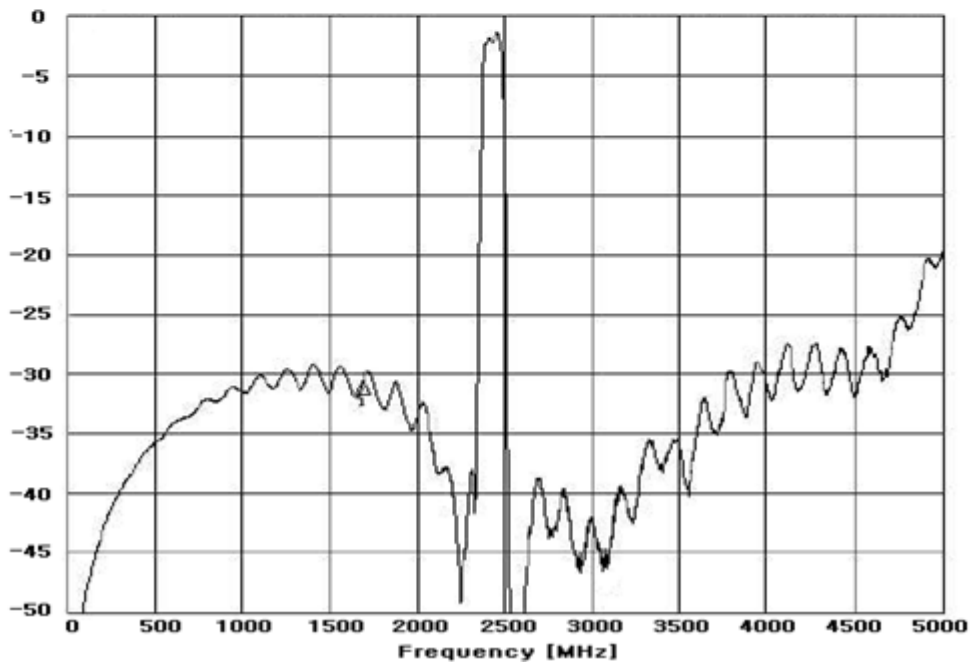
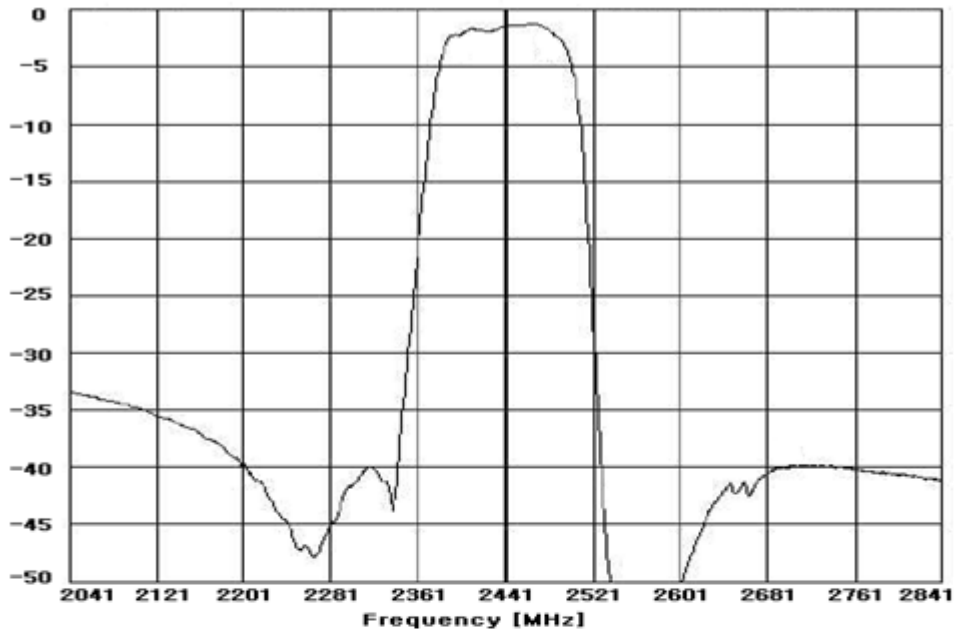


## Testing Environment

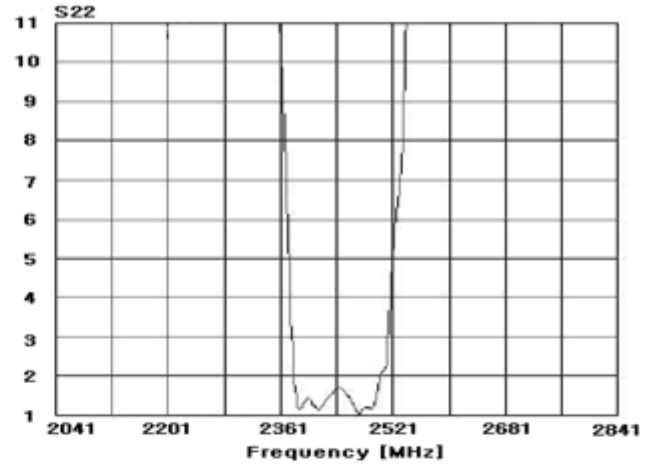
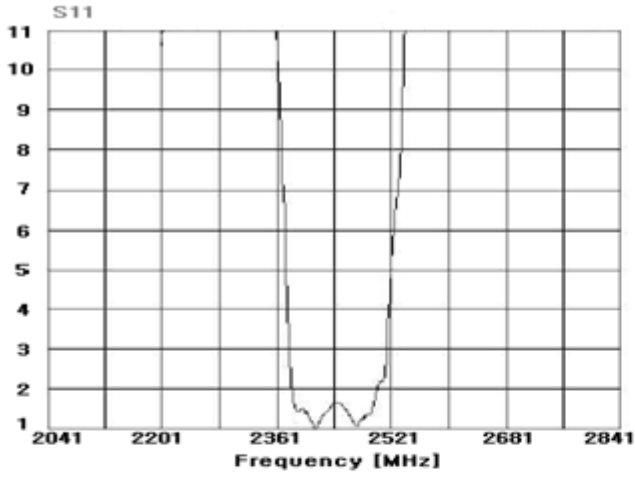


## Frequency Characteristics

Frequency Response



## VSWR



## Smith Chart

