

- WIBRO, RF SAW Filter
- Revision 0: September 2005

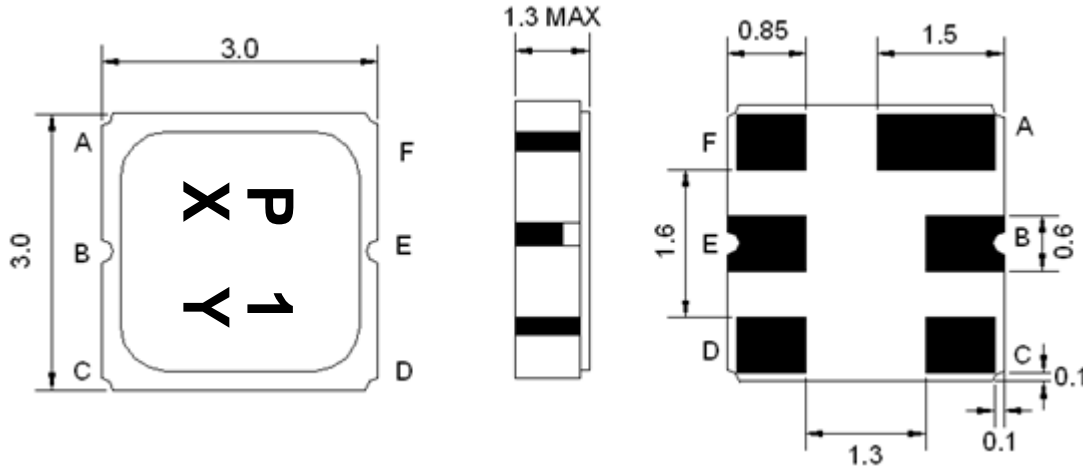
Electrical Characteristics

MAXIMUM RATING				
PARAMETERS DESCRIPTION	UNIT	MINIMUM	TYPICAL	MAXIMUM
Operating Temperature Range	°C	-30	-	+80
Storage Temperature Range	°C	-40	-	+85
Maximum DC Voltage	V	-	-	0
Maximum Input Power	dBm	-	-	10
Source Impedance (single ended) ⁽¹⁾	Ω	-	50	-
Load Impedance (single ended) ⁽¹⁾	Ω	-	50	-
Package type & size	M			
Length x Width	mm ²	-	3.0 x 3.0	-
Height	mm	-	-	1.3

ELECTRICAL SPECIFICATION				
PARAMETERS DESCRIPTION	UNIT	MINIMUM	TYPICAL	MAXIMUM
Center Frequency (Fo)	MHz	-	2350.0	-
Insertion Loss within 2310 ~ 2390 MHz	dB	-	2.9	4.0
Amplitude Ripple within 2310 ~ 2390 MHz	dB _{p-p}	-	1.5	2.5
Attenuation:				
D.C. ~ 2140 MHz	dB	18	22	-
2600 ~ 3400 MHz	dB	24	28	-
3400 ~ 5000 MHz	dB	13	17	-
5000 ~ 6000 MHz	dB	10	15	-
VSWR within 2310 ~ 2390 MHz	-	-	3.5	4.0

Notes: (1) No Matching Network (Ref. Testing Environment Circuit as shown below).

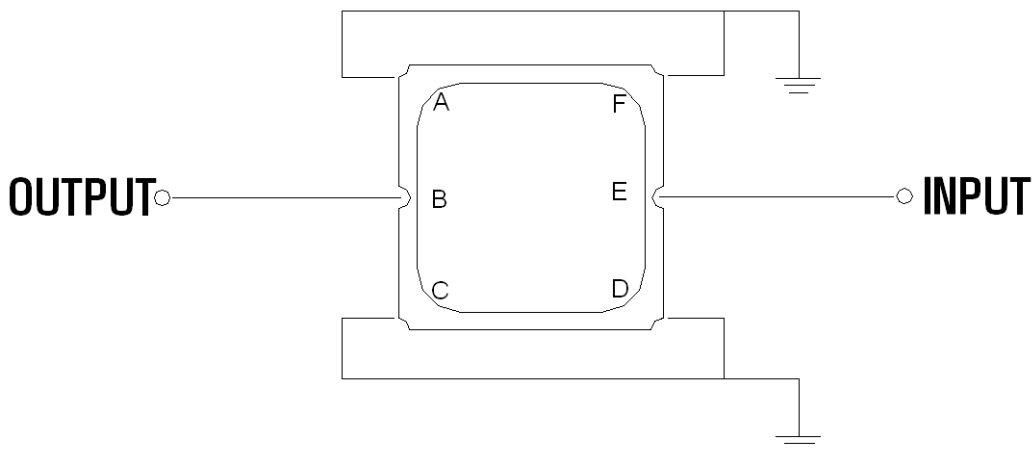
Package Dimensions



Marking Descriptions	
P	Wibro Application
1	Series Number
X	Date Code (Year)
Y	Date Code (Month)

Pin Description	
A, C, D, F	Ground
E	In
B	Out

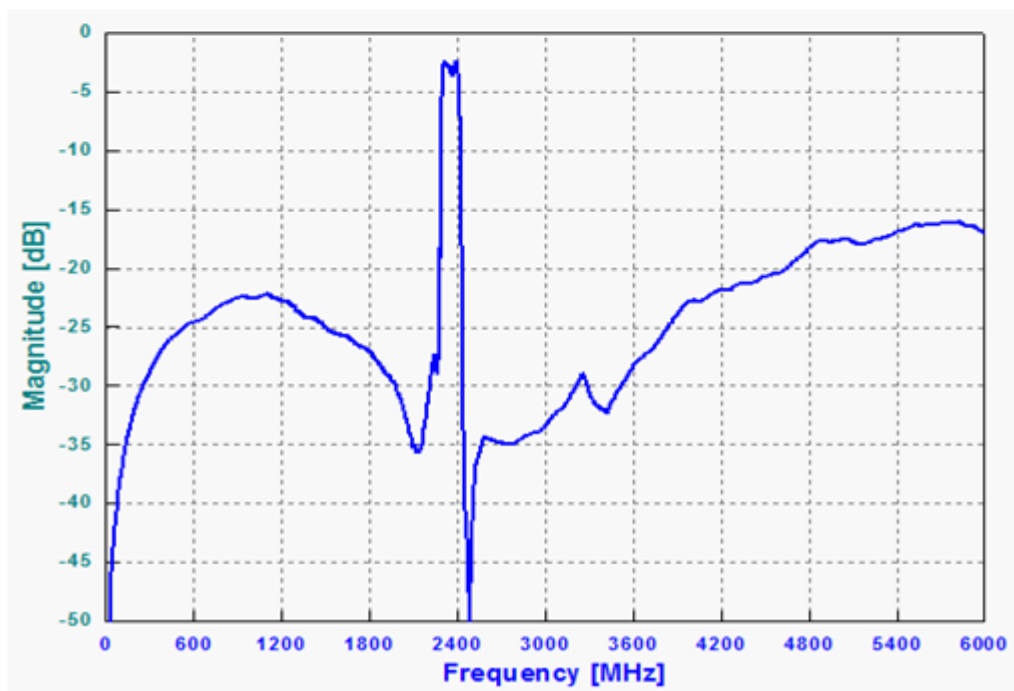
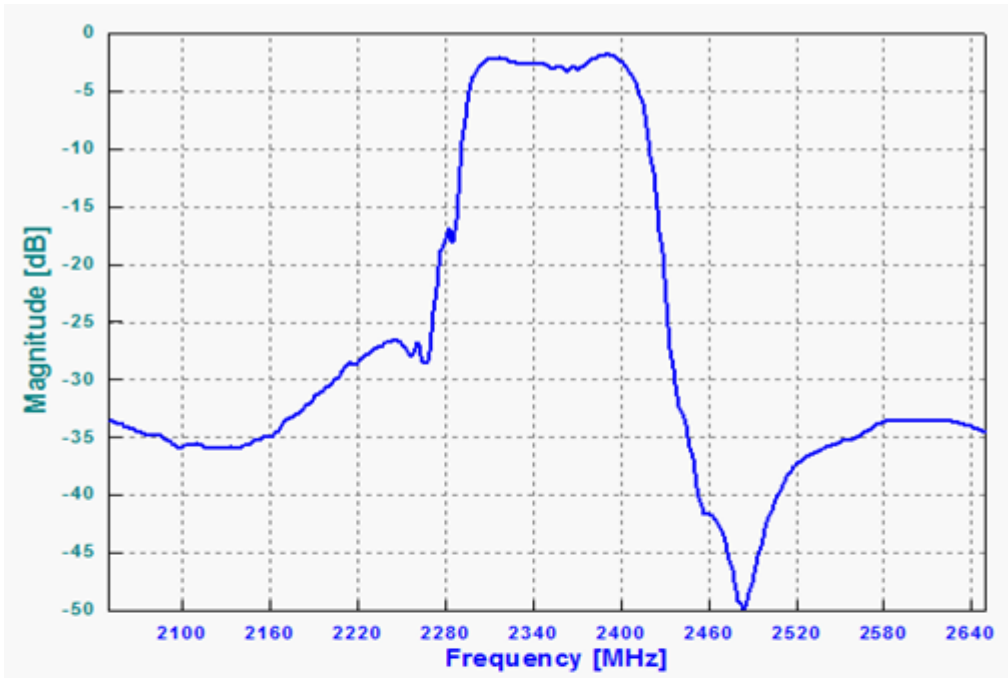
Testing Environment



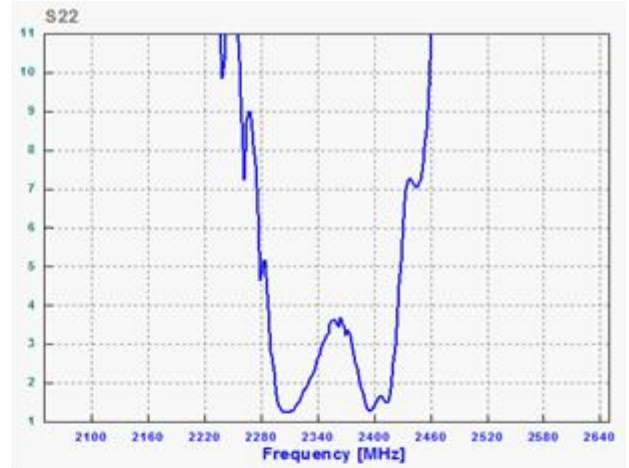
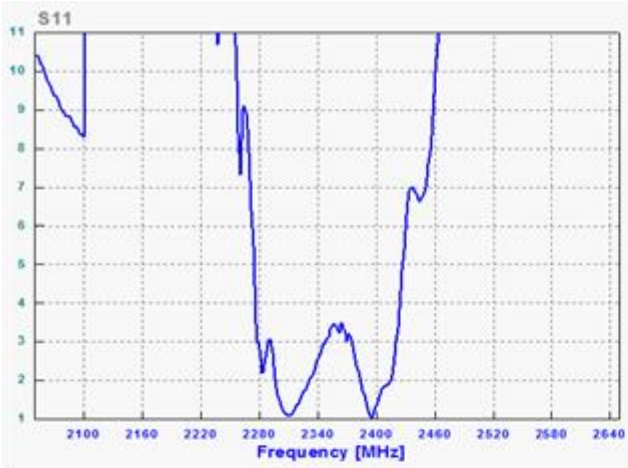
Source & Load Impedance: 50 Ω

Frequency Characteristics

Frequency Response



VSWR



Smith Chart

