

- WIBRO, RF SAW Filter
- Revision 0: August 2008

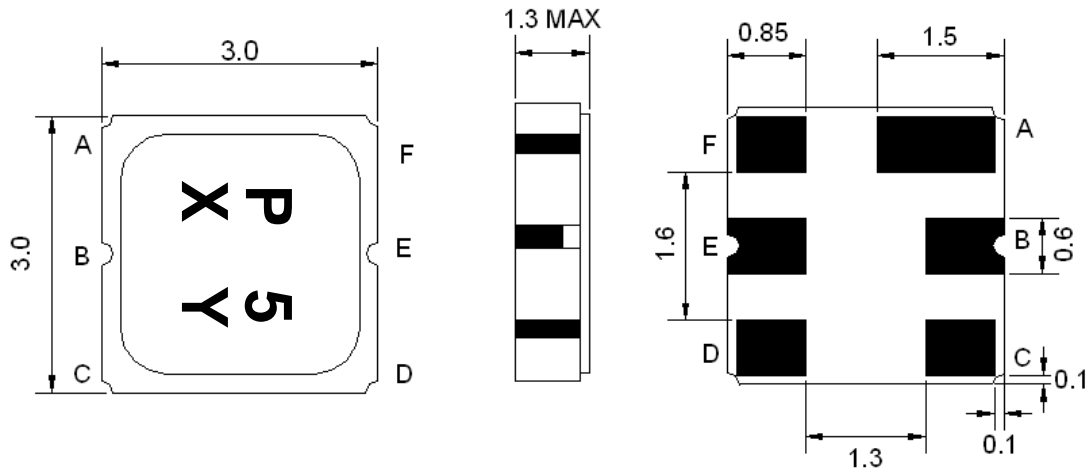
## Electrical Characteristics

MAXIMUM RATING				
PARAMETERS DESCRIPTION	UNIT	MINIMUM	TYPICAL	MAXIMUM
Operating Temperature Range	°C	-30	-	+85
Storage Temperature Range	°C	-40	-	+85
Maximum DC Voltage	V	-	-	0
Maximum Input Power	dBm	-	-	10
Source Impedance (single ended) <sup>(1)</sup>	Ω	-	50	-
Load Impedance (single ended) <sup>(1)</sup>	Ω	-	50	-
Package type & size	M			
Length x Width	mm <sup>2</sup>	-	3.0 x 3.0	-
Height	mm	-	-	1.3

ELECTRICAL SPECIFICATION				
PARAMETERS DESCRIPTION	UNIT	MINIMUM	TYPICAL	MAXIMUM
Center Frequency (Fo)	MHz	-	2345.0	-
Insertion Loss within 2331.0 ~ 2359.0 MHz	dB	-	1.6	3.0
Amplitude Ripple within 2331.0 ~ 2359.0MHz	dB <sub>p-p</sub>	-	0.6	1.5
<b>Attenuation:</b>				
2400.0 ~ 2420.0 MHz	dB	5	14	-
2420.0 ~ 2484.0 MHz	dB	30	38	-
VSWR within 2331.0 ~ 2359.0 MHz	-	-	1.5	2.3

**Notes:** (1) No Matching Network (Ref. Testing Environment Circuit as shown below).

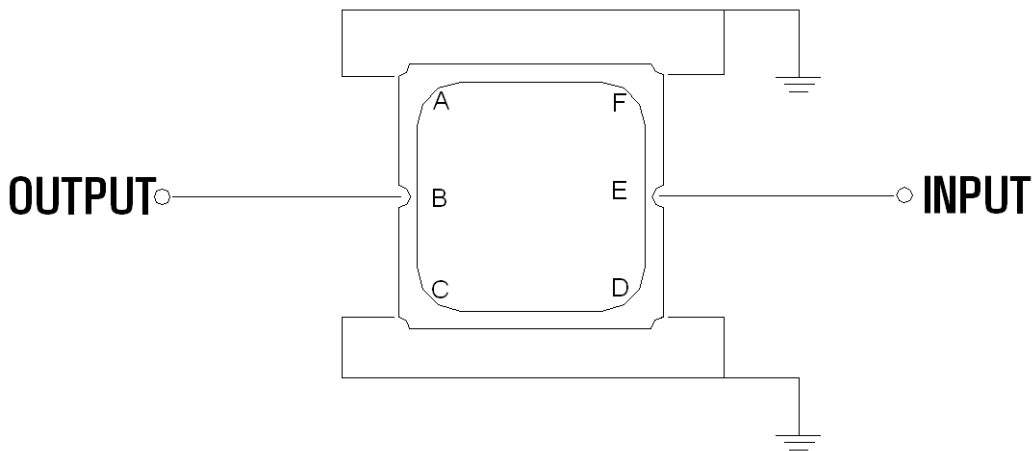
## Package Dimensions



Marking Descriptions	
P	Wibro Application
5	Series Number
X	Date Code (Year)
Y	Date Code (Month)

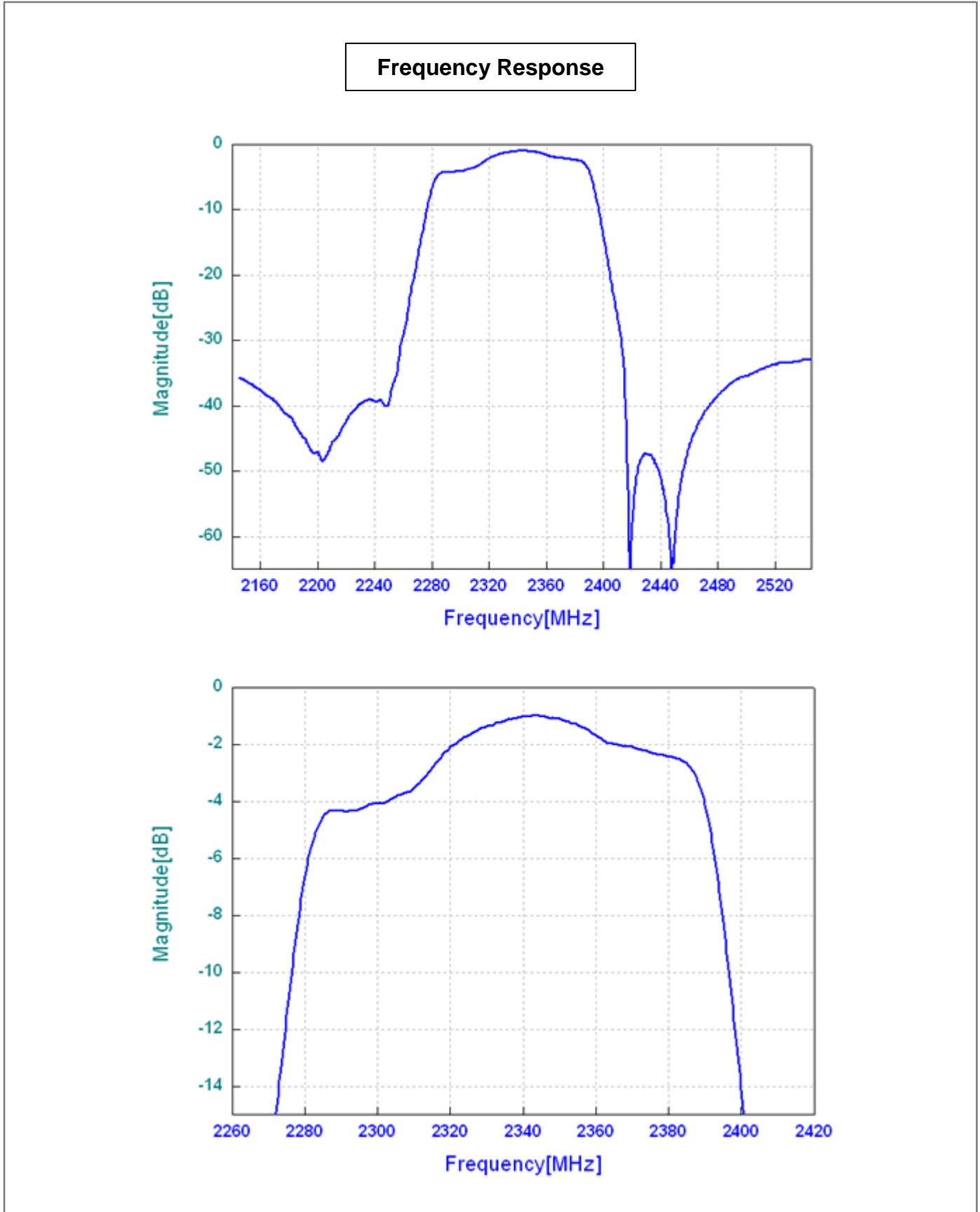
Pin Description	
A, C, D, F	Ground
E	In or Out
B	Out or In

## Testing Environment

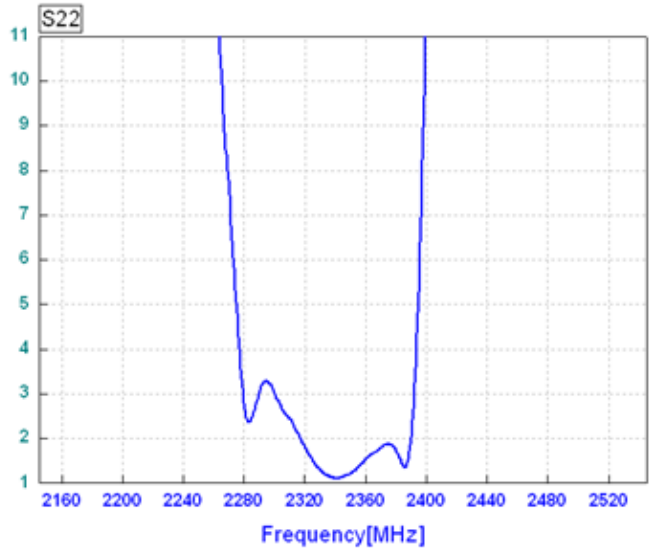
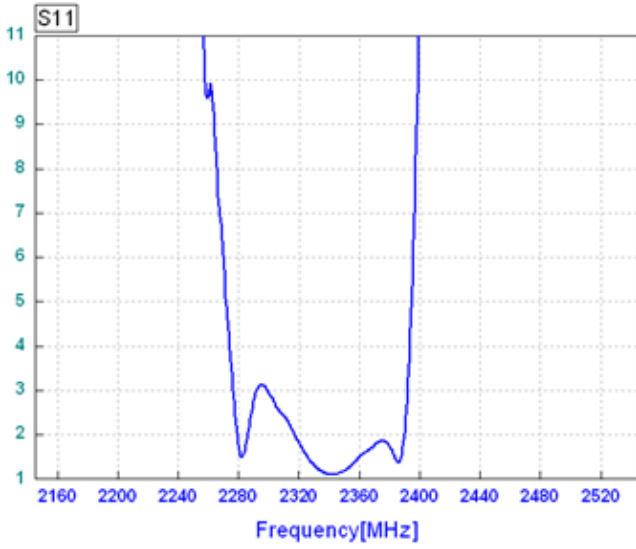


Source & Load Impedance: 50  $\Omega$

## Frequency Characteristics



**VSWR**



**Smith Chart**

