

- Wireless, RF SAW Filter
- Revision 1: April 2013

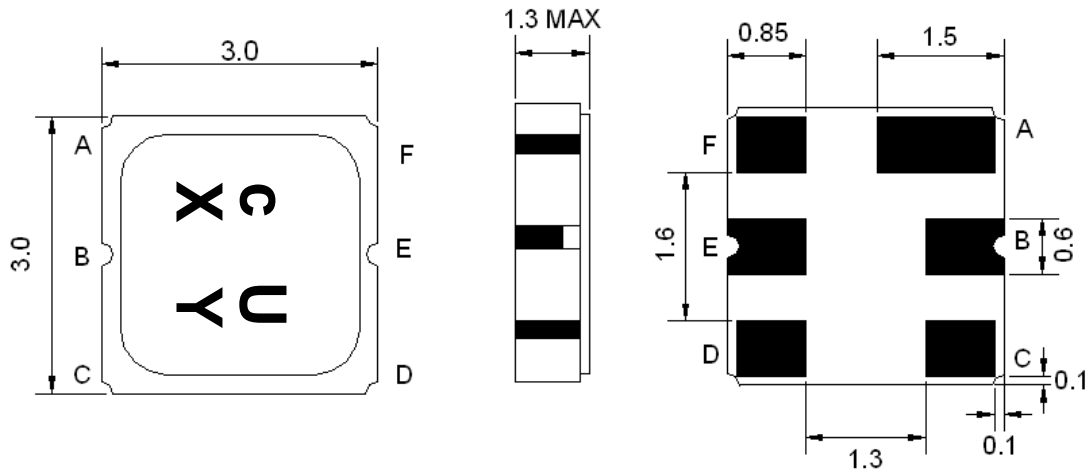
Electrical Characteristics

MAXIMUM RATING				
PARAMETERS DESCRIPTION	UNIT	MINIMUM	TYPICAL	MAXIMUM
Operating Temperature Range	°C	-40	-	+95
Storage Temperature Range	°C	-40	-	+85
Maximum DC Voltage	V	-	-	0
Maximum Input Power	dBm	-	-	15
Source Impedance (single ended) ⁽¹⁾	Ω	-	50	-
Load Impedance (single ended) ⁽¹⁾	Ω	-	50	-
Package type & size	M			
Length x Width	mm ²	-	3.0 x 3.0	-
Height	mm	-	-	1.3

ELECTRICAL SPECIFICATION				
PARAMETERS DESCRIPTION	UNIT	MINIMUM	TYPICAL	MAXIMUM
Center Frequency (Fo)	MHz	-	2338.0	-
Insertion Loss within 2332.5 ~ 2345.0 MHz	dB	-	1.9	3.0
Amplitude Ripple within 2332.5~2345.0 MHz	dB _{p-p}	-	0.2	1.0
Attenuation:				
2175.0 ~ 2227.0 MHz	dB	40	45	-
2410.0 ~2436.0 MHz	dB	45	50	-
2436.0 ~2526.0 MHz	dB	45	48	-
VSWR within 2332.5 ~ 2345.0 MHz	-	-	1.5	2.0

Notes: (1) No Matching Network (Ref. Testing Environment Circuit as shown below).

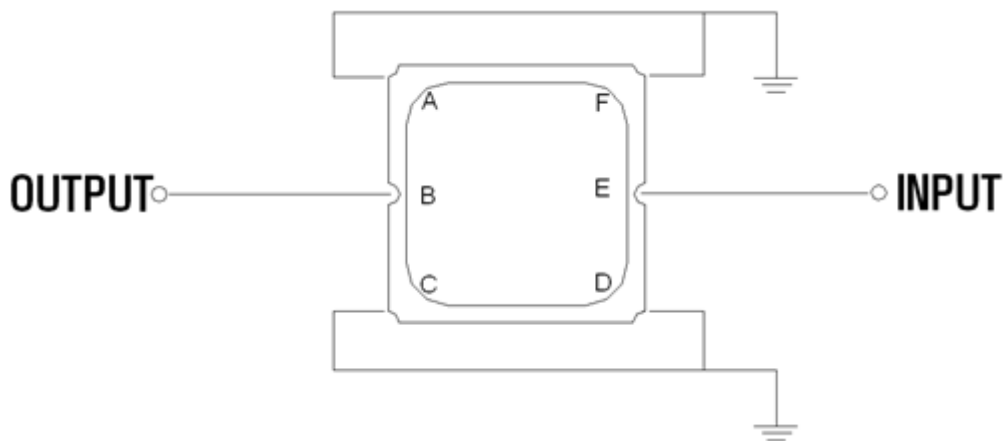
Package Dimensions



Marking Descriptions	
c	Wireless Application
U	Series Number
X	Date Code (Year)
Y	Date Code (Month)

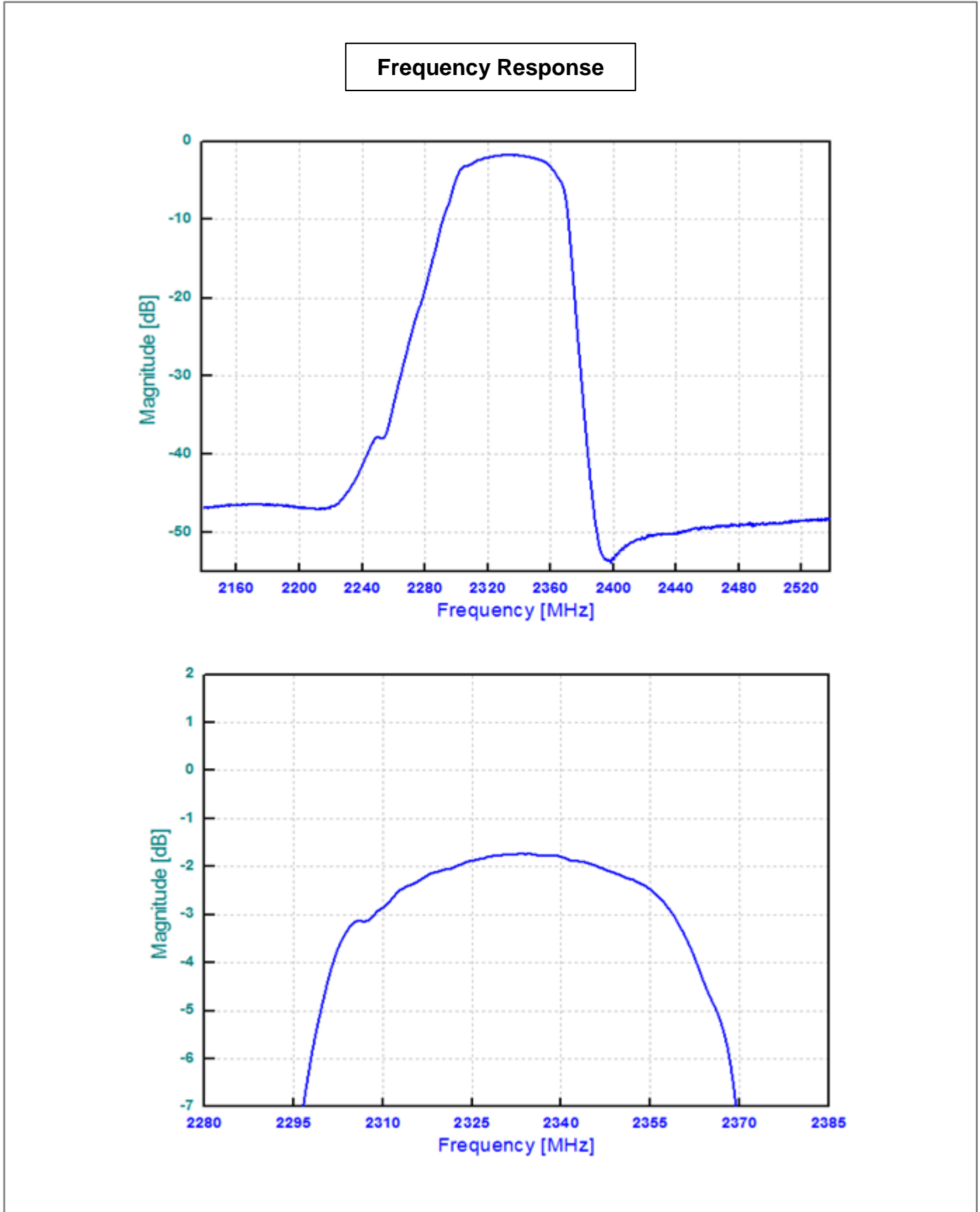
Pin Description	
A, C, D, F	Ground
E	In or Out
B	Out or In

Testing Environment

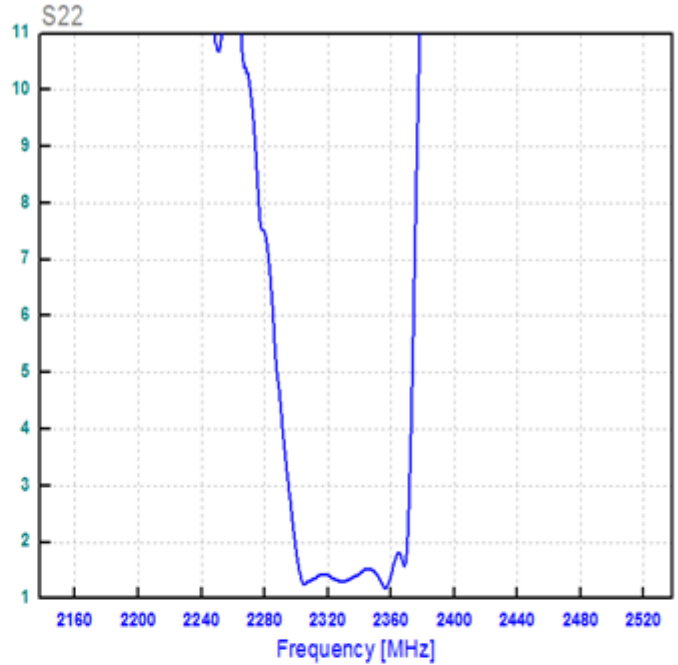
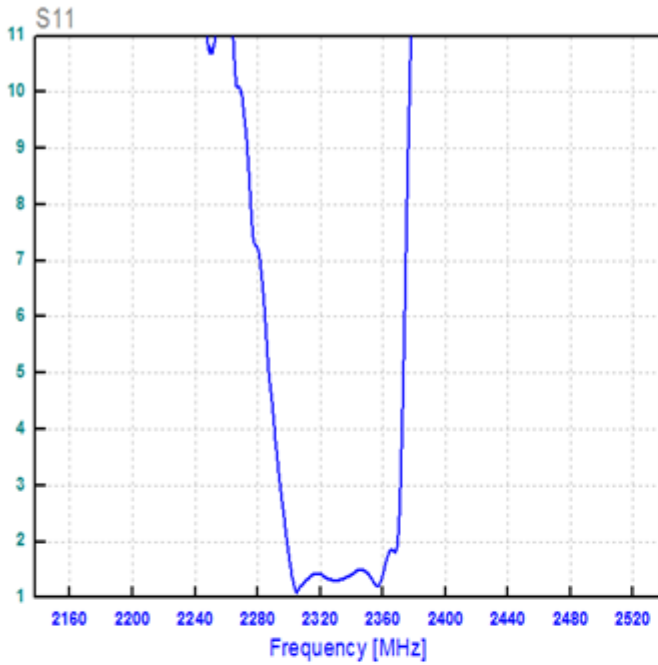


Source & Load Impedance: 50 Ω

Frequency Characteristics



VSWR



Smith Chart

