

- WIBRO, RF SAW Filter
- Revision 0: May 2012

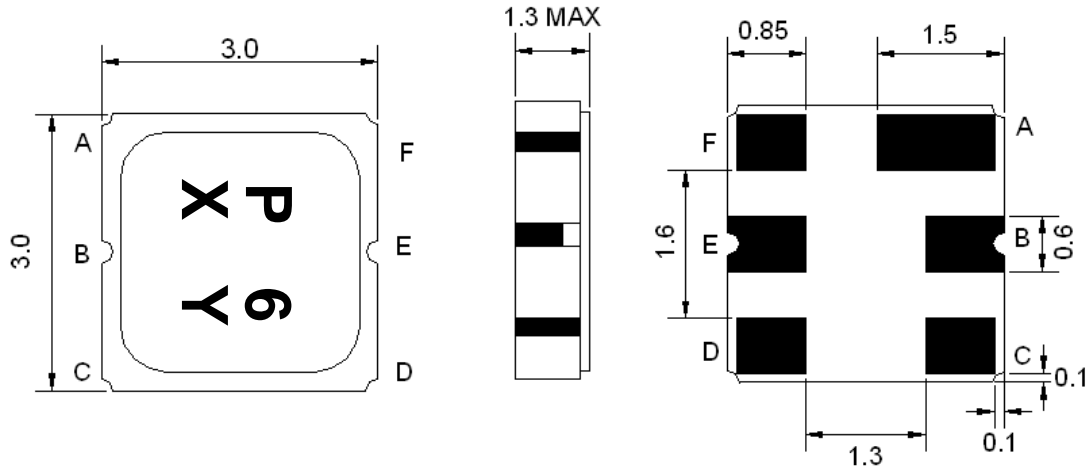
Electrical Characteristics

MAXIMUM RATING				
PARAMETERS DESCRIPTION	UNIT	MINIMUM	TYPICAL	MAXIMUM
Operating Temperature Range	°C	-30	-	+80
Storage Temperature Range	°C	-40	-	+85
Maximum DC Voltage	V	-	-	0
Maximum Input Power	dBm	-	-	10
Source Impedance (single ended) ⁽¹⁾	Ω	-	50	-
Load Impedance (single ended) ⁽¹⁾	Ω	-	50	-
Package type & size	M			
Length x Width	mm ²	-	3.0 x 3.0	-
Height	mm	-	-	1.3

ELECTRICAL SPECIFICATION				
PARAMETERS DESCRIPTION	UNIT	MINIMUM	TYPICAL	MAXIMUM
Center Frequency (Fo)	MHz	-	2315.0	-
Insertion Loss within 2300.0 ~ 2330.0 MHz	dB	-	1.8	3.0
Amplitude Ripple within 2300.0 ~ 2330.0 MHz	dB _{p-p}	-	0.8	1.5
Attenuation:				
D.C ~ 2170.0 MHz	dB	30	34	-
2400.0 ~ 3400.0 MHz	dB	35	41	-
3400.0 ~ 4500.0 MHz	dB	20	28	-
4500.0 ~ 6000.0 MHz	dB	3	6	-
VSWR within 2300.0 ~ 2330.0 MHz	-	-	1.5	2.2

Notes: (1) No Matching Network (Ref. Testing Environment Circuit as shown below).

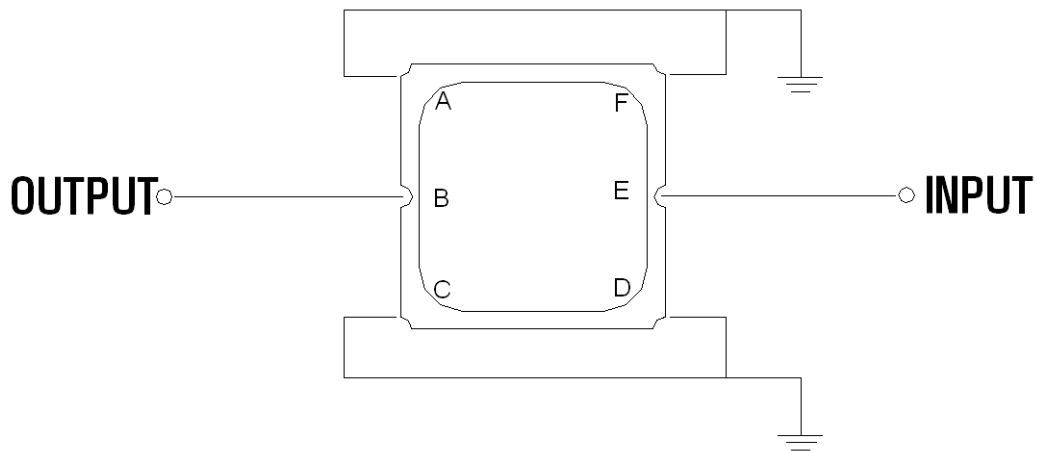
Package Dimensions



Marking Descriptions	
P	WIBRO Application
6	Series Number
X	Date Code (Year)
Y	Date Code (Month)

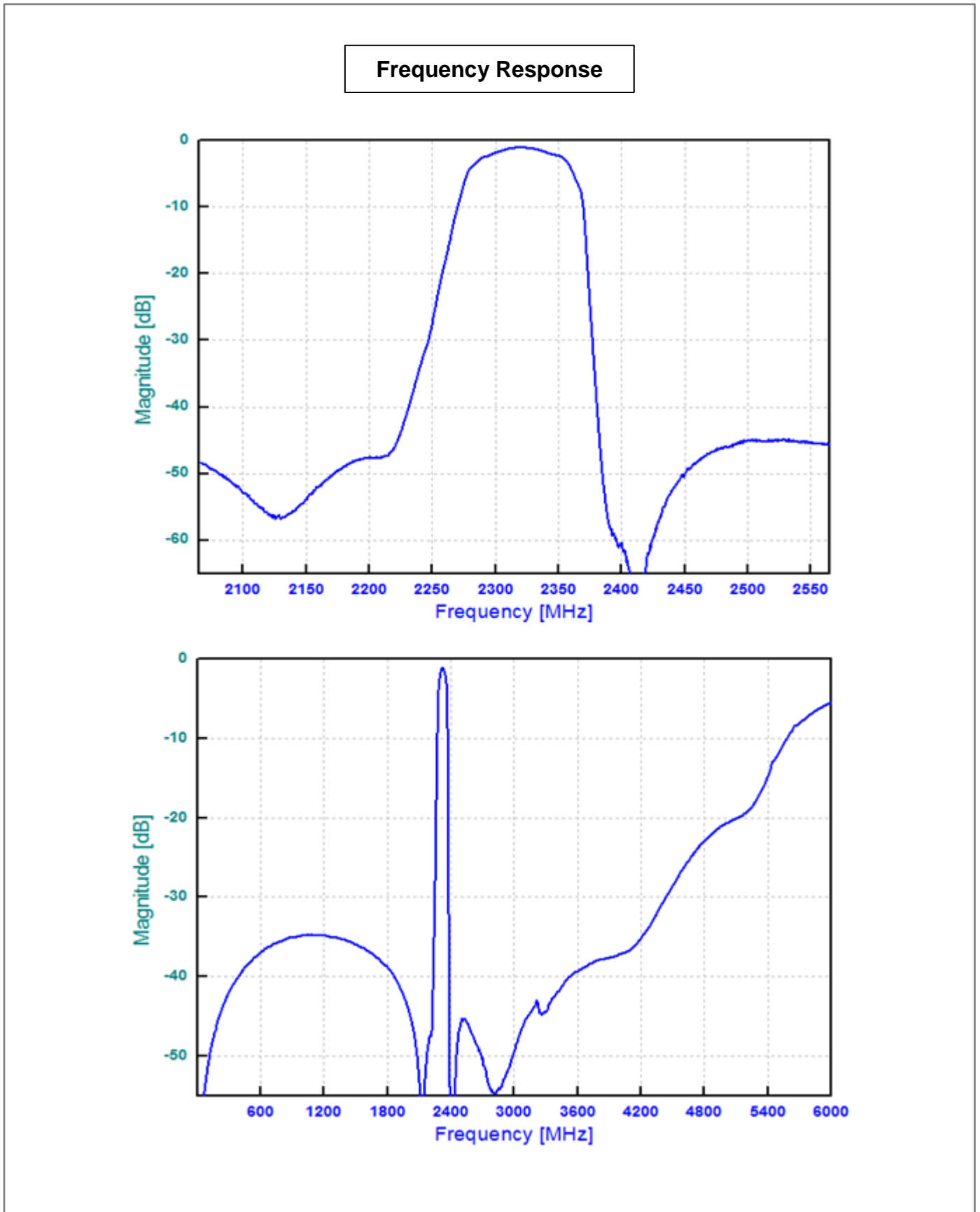
Pin Description	
A, C, D, F	Ground
E	In or Out
B	Out or In

Testing Environment

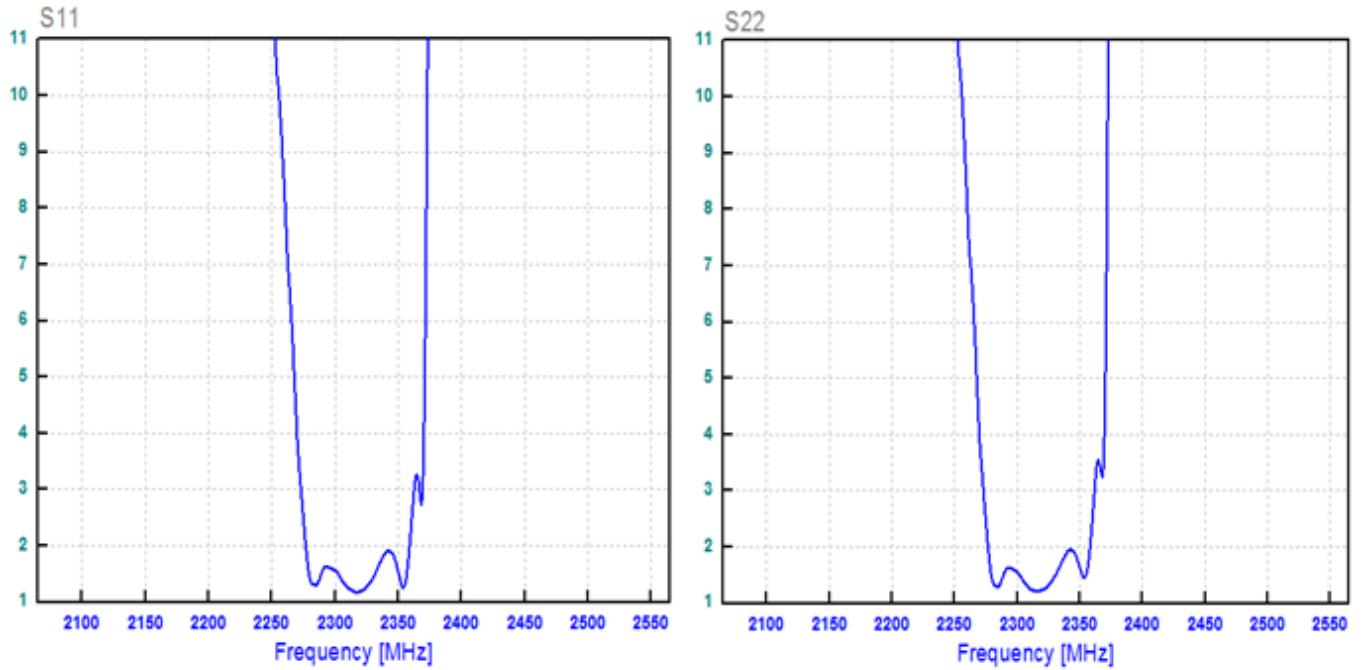


Source & Load Impedance: 50 Ω

Frequency Characteristics



VSWR



Smith Chart

