

- Wireless, RF SAW Filter
- Revision 0: December 2008

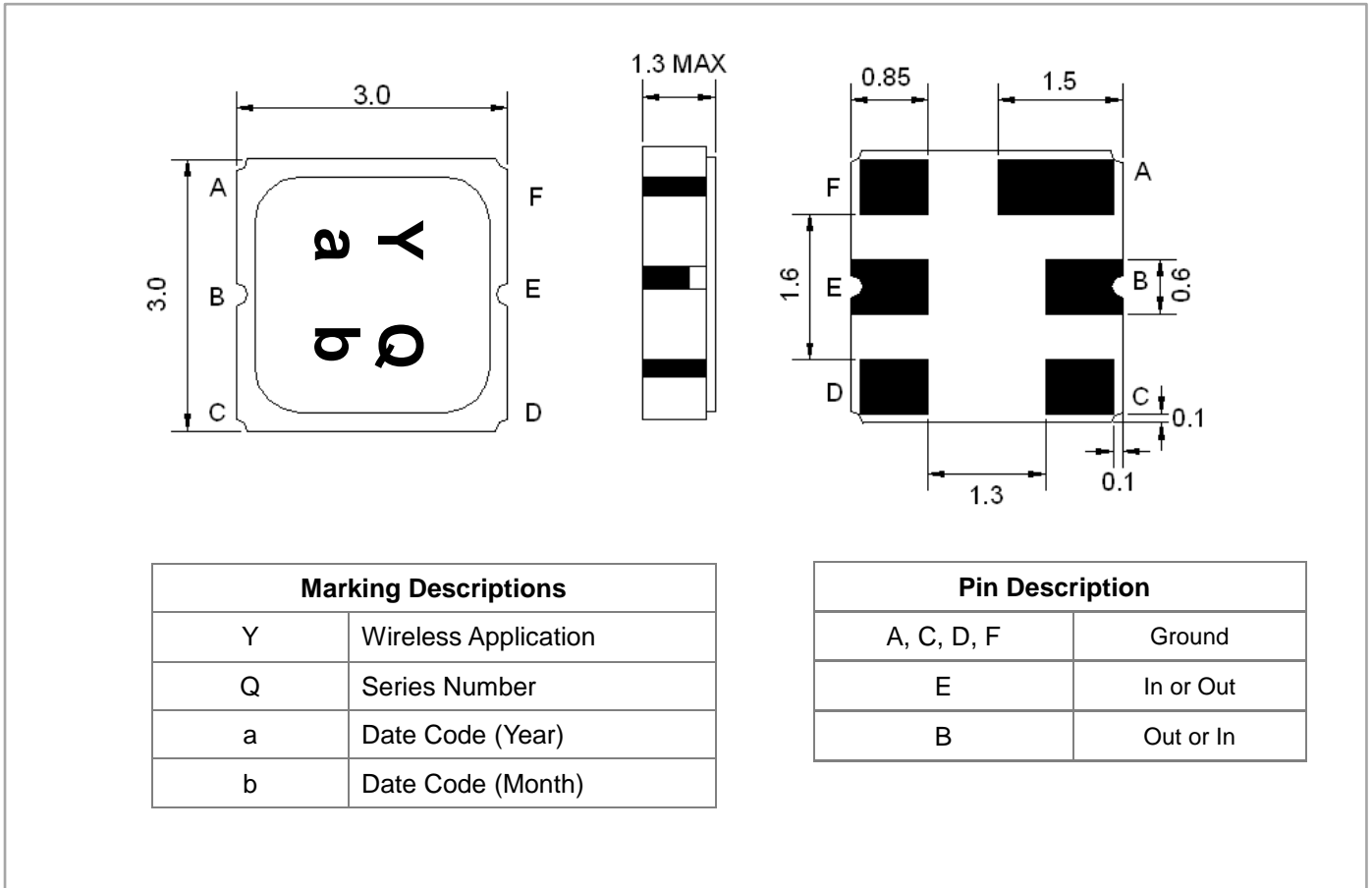
## Electrical Characteristics

MAXIMUM RATING				
PARAMETERS DESCRIPTION	UNIT	MINIMUM	TYPICAL	MAXIMUM
Operating Temperature Range	°C	-30	-	+80
Storage Temperature Range	°C	-40	-	+85
Maximum DC Voltage	V	-	-	7.5
Maximum Input Power	dBm	-	-	15
Source Impedance (single ended) <sup>(1)</sup>	Ω	-	50	-
Load Impedance (single ended) <sup>(1)</sup>	Ω	-	50	-
Package type & size	M			
Length x Width	mm <sup>2</sup>	-	3.0 x 3.0	-
Height	mm	-	-	1.3

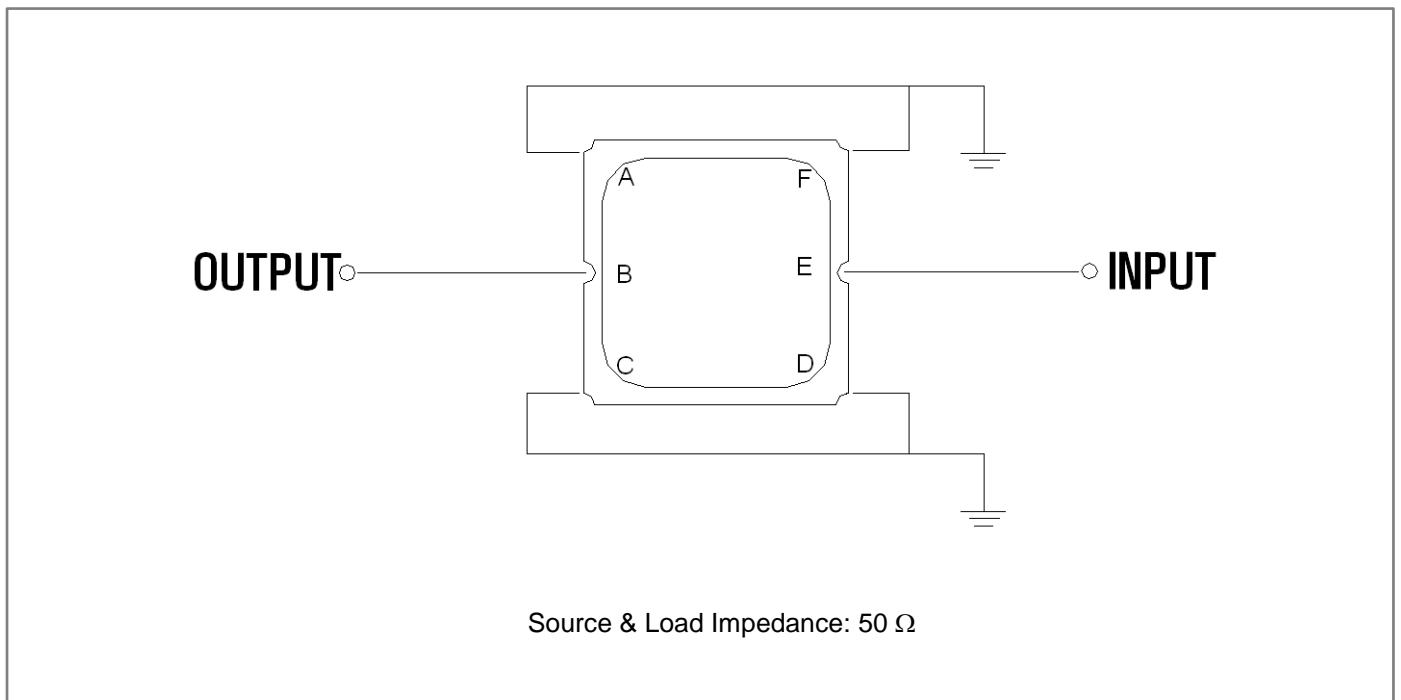
ELECTRICAL SPECIFICATION				
PARAMETERS DESCRIPTION	UNIT	MINIMUM	TYPICAL	MAXIMUM
Center Frequency (Fo)	MHz	-	2160.0	-
Insertion Loss within 2140.0 ~ 2180.0 MHz	dB	-	2.5	3.0
Amplitude Ripple within 2140.0 ~ 2180.0MHz	dB <sub>p-p</sub>	-	1.3	1.8
Group Delay Ripple within 2140 ~ 2180.0MHz	nS <sub>p-p</sub>	-	5	15
<b>Attenuation:</b>				
D.C. ~ 1920.0 MHz	dB	35	37	-
1920.0 ~ 1980.0 MHz	dB	35	45	-
1980.0 ~ 2085.0 MHz	dB	30	44	-
2085.0 ~ 2100.0 MHz	dB	20	33	-
2230.0 ~ 4340.0 MHz	dB	25	35	-
VSWR within 2140.0 ~ 2180.0 MHz	-	-	2.0	2.3

**Notes:** (1) No Matching Network (Ref. Testing Environment Circuit as shown below).

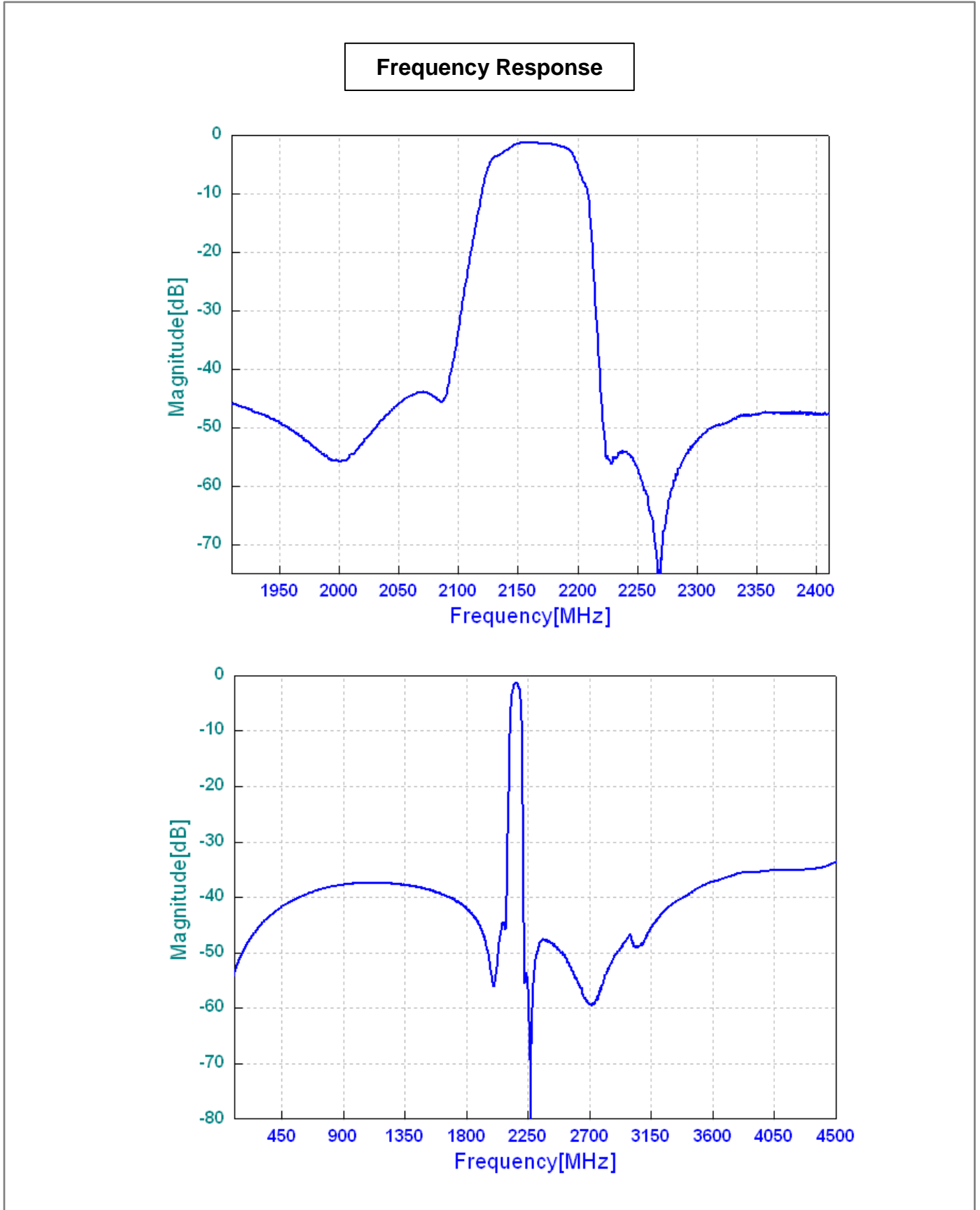
## Package Dimensions



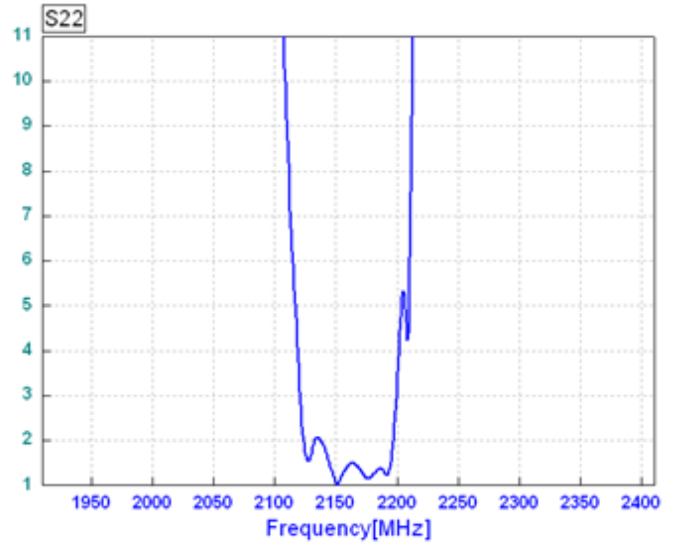
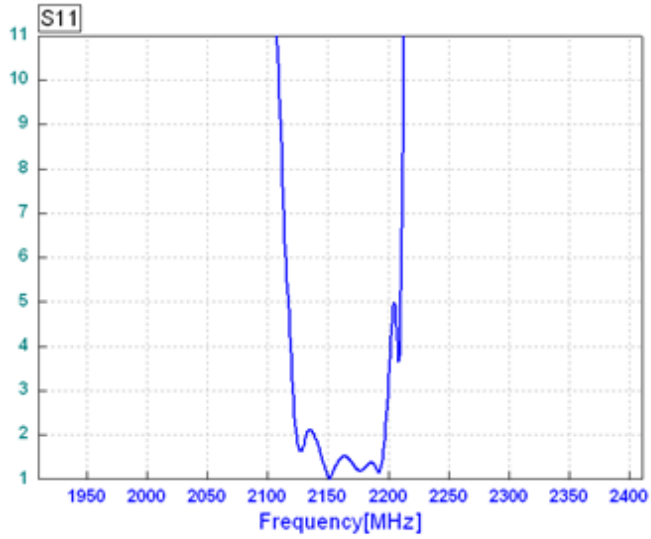
## Testing Environment



## Frequency Characteristics



## VSWR



## Smith Chart

