

- Wireless, RF SAW Filter
- Revision 0: February 2009

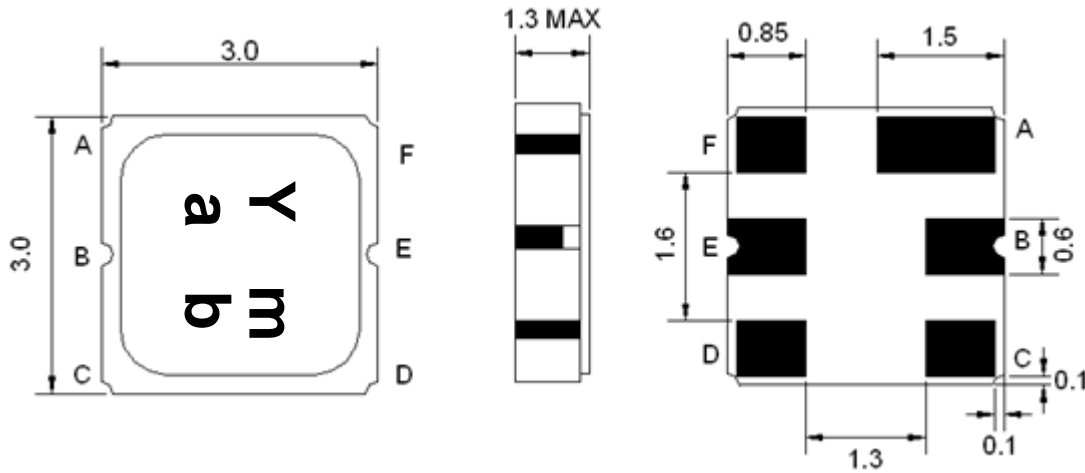
Electrical Characteristics

MAXIMUM RATING				
PARAMETERS DESCRIPTION	UNIT	MINIMUM	TYPICAL	MAXIMUM
Operating Temperature Range	°C	-30	-	+80
Storage Temperature Range	°C	-40	-	+85
Maximum DC Voltage	V	-	-	0
Maximum Input Power	dBm	-	-	10
Source Impedance (single ended) ⁽¹⁾	Ω	-	50	-
Load Impedance (single ended) ⁽¹⁾	Ω	-	50	-
Package type & size	M			
Length x Width	mm ²	-	3.0 x 3.0	-
Height	mm	-	-	1.3

ELECTRICAL SPECIFICATION				
PARAMETERS DESCRIPTION	UNIT	MINIMUM	TYPICAL	MAXIMUM
Center Frequency (Fo)	MHz	-	2097.5	-
Insertion Loss within 2087.5 ~ 2107.5 MHz	dB	-	2.0	3.5
Amplitude Ripple within 2087.5 ~ 2107.5 MHz	dB _{p-p}	-	0.6	1.5
Attenuation:				
1940.0 ~ 1960.0 MHz	dB	40	50	-
2130.0 ~ 2150.0 MHz	dB	2.5	4	-
VSWR within 2087.5 ~ 2107.5 MHz	-	-	1.7	2.3

Notes: (1) No Matching Network (Ref. Testing Environment Circuit as shown below).

Package Dimensions



Marking Descriptions	
Y	Wireless Application
m	Series Number
a	Date Code (Year)
b	Date Code (Month)

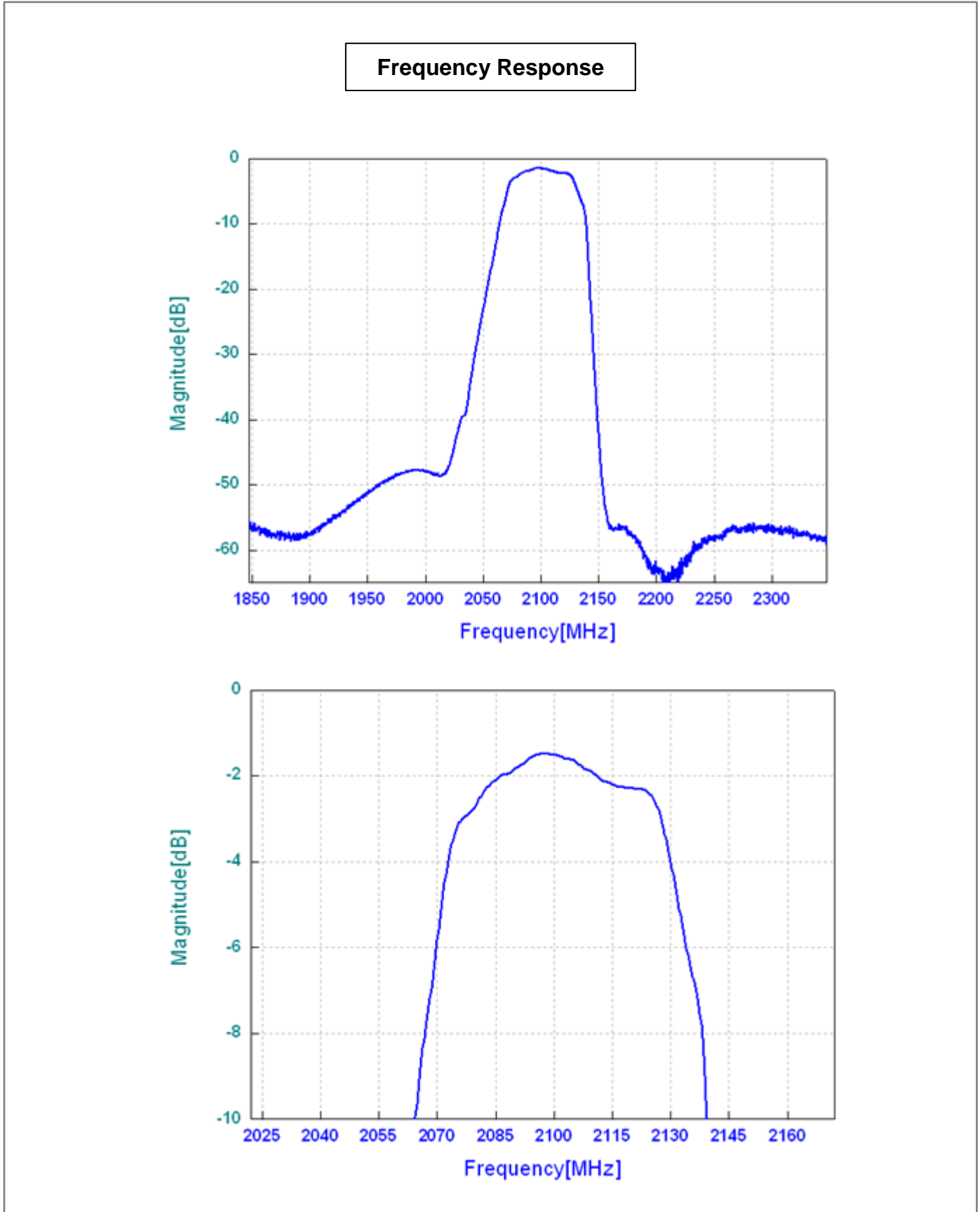
Pin Description	
A, C, D, F	Ground
E	In or Out
B	Out or In

Testing Environment

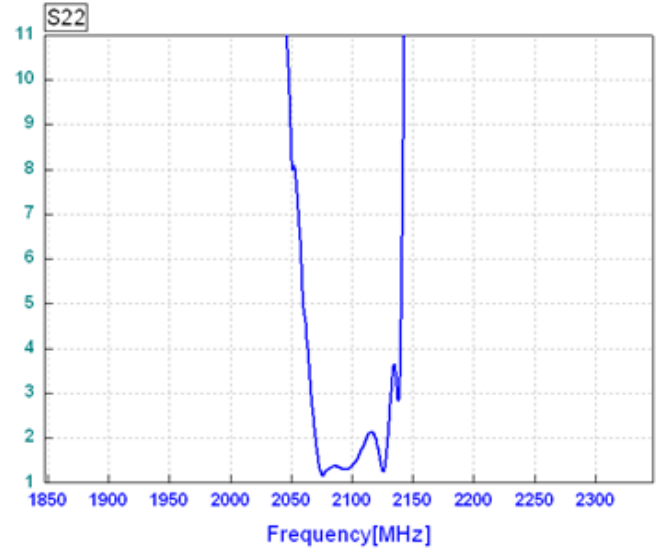
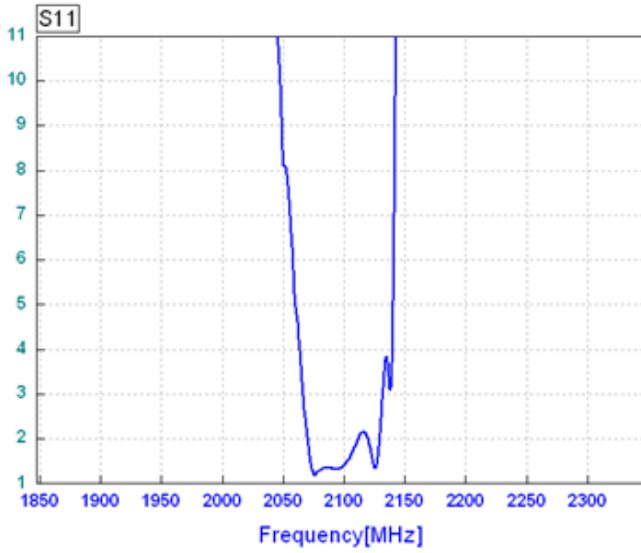


Source & Load Impedance: 50 Ω

Frequency Characteristics



VSWR



Smith Chart

