

- Wireless, RF SAW Filter
- Revision 1: November 2009

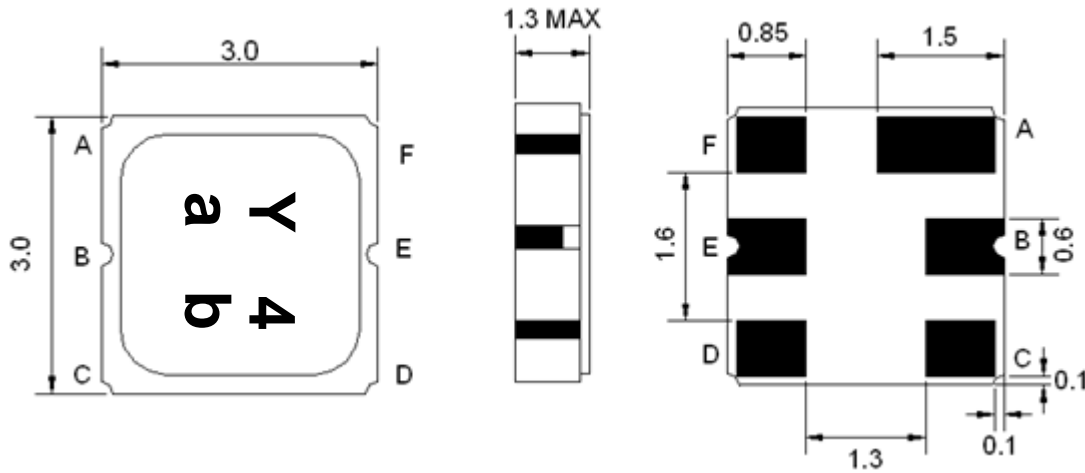
## Electrical Characteristics

MAXIMUM RATING				
PARAMETERS DESCRIPTION	UNIT	MINIMUM	TYPICAL	MAXIMUM
Operating Temperature Range	°C	-30	-	+80
Storage Temperature Range	°C	-40	-	+85
Maximum DC Voltage	V	-	-	0
Maximum Input Power	dBm	-	-	10
Source Impedance (single ended) <sup>(1)</sup>	Ω	-	50	-
Load Impedance (single ended) <sup>(1)</sup>	Ω	-	50	-
Package type & size	M			
Length x Width	mm <sup>2</sup>	-	3.0 x 3.0	-
Height	mm	-	-	1.3

ELECTRICAL SPECIFICATION				
PARAMETERS DESCRIPTION	UNIT	MINIMUM	TYPICAL	MAXIMUM
Center Frequency (Fo)	MHz	-	1990.0	-
Insertion Loss within 1980.0 ~ 2000.0 MHz	dB	-	1.5	3.0
Amplitude Ripple within 1980.0 ~ 2000.0MHz	dB <sub>p-p</sub>	-	0.5	1.5
<b>Attenuation:</b>				
1710.0 ~ 1920.0 MHz	dB	25	30	-
VSWR within 1980.0 ~ 2000.0 MHz	-	-	1.5	2.3

**Notes:** (1) No Matching Network (Ref. Testing Environment Circuit as shown below).

## Package Dimensions



Marking Descriptions	
Y	Wibro Application
4	Series Number
a	Date Code (Year)
b	Date Code (Month)

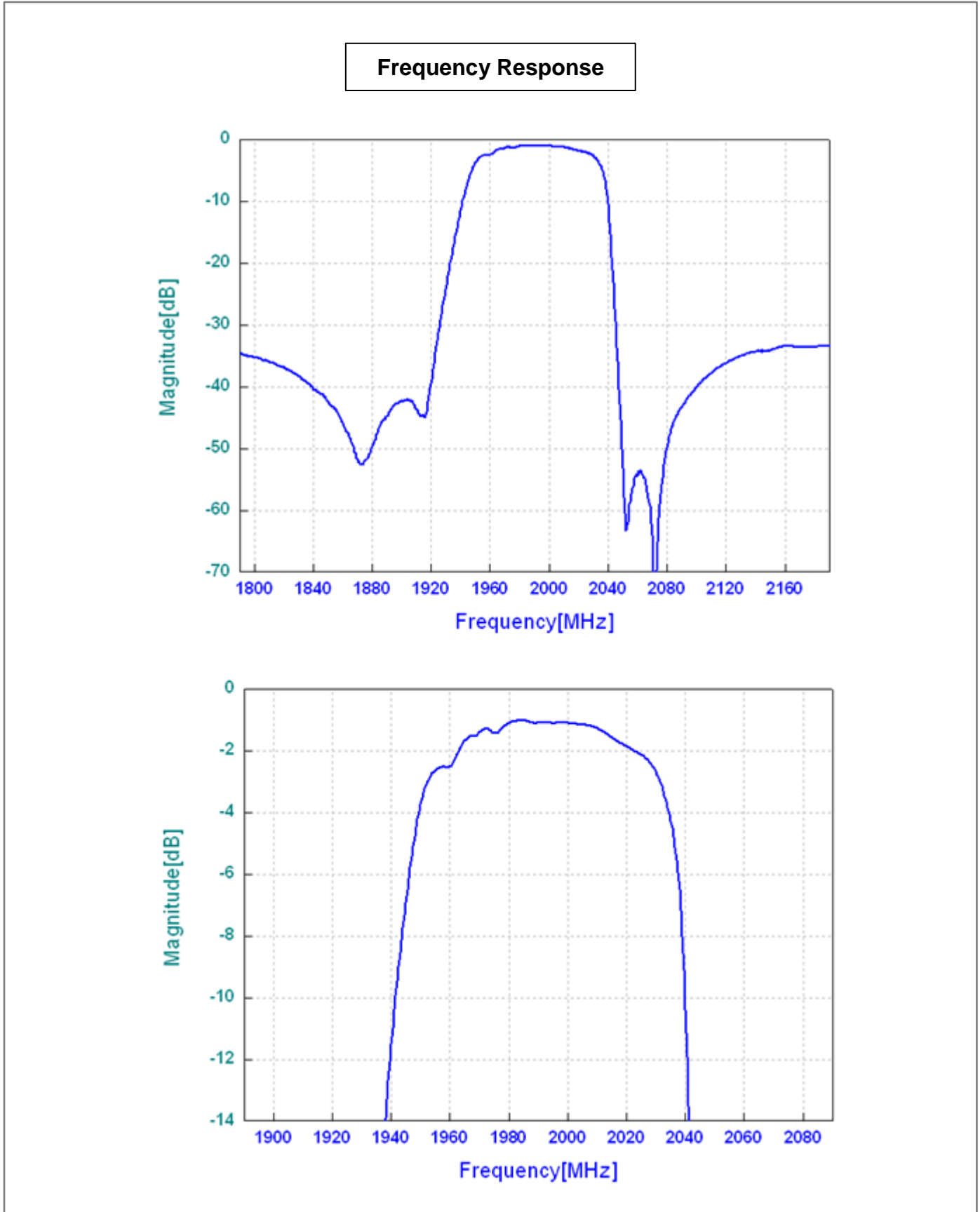
Pin Description	
A, C, D, F	Ground
E	In or Out
B	Out or In

## Testing Environment

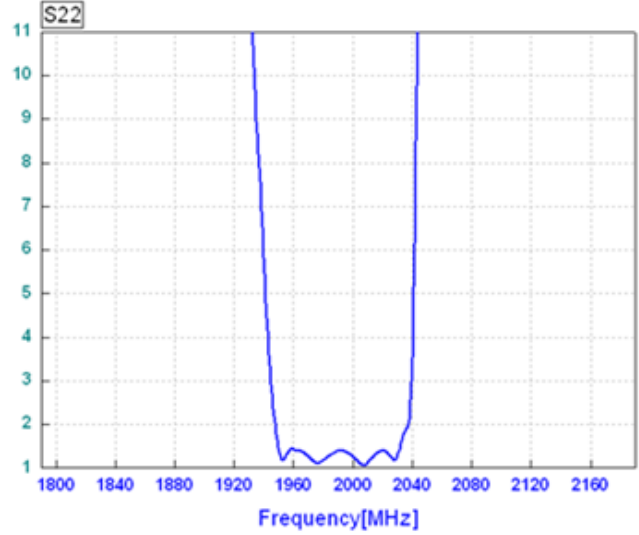
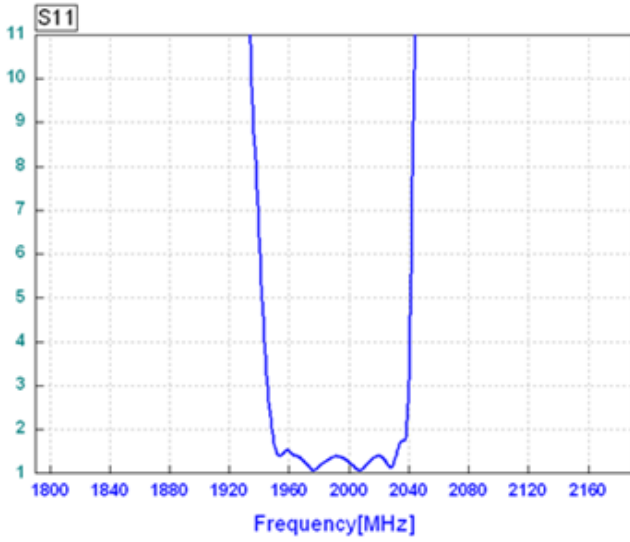


Source & Load Impedance: 50  $\Omega$

## Frequency Characteristics



## VSWR



## Smith Chart

