

- Wireless, RF SAW Filter
- Revision 0: October 2009

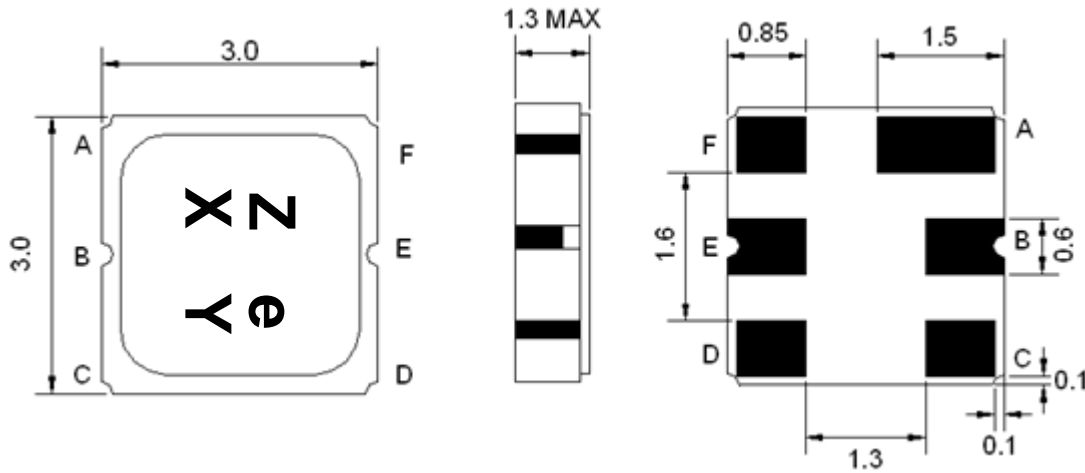
Electrical Characteristics

MAXIMUM RATING				
PARAMETERS DESCRIPTION	UNIT	MINIMUM	TYPICAL	MAXIMUM
Operating Temperature Range	°C	0	-	+60
Storage Temperature Range	°C	-40	-	+85
Maximum DC Voltage	V	-	-	0
Maximum Input Power	dBm	-	-	10
Source Impedance (single ended) ⁽¹⁾	Ω	-	50	-
Load Impedance (single ended) ⁽¹⁾	Ω	-	50	-
Package type & size	M			
Length x Width	mm ²	-	3.0 x 3.0	-
Height	mm	-	-	1.3

ELECTRICAL SPECIFICATION				
PARAMETERS DESCRIPTION	UNIT	MINIMUM	TYPICAL	MAXIMUM
Center Frequency (Fo)	MHz	-	1931.25	-
Insertion Loss within 1925.5 ~ 1937.0 MHz	dB	-	1.6	3.0
Amplitude Ripple within 1925.5 ~ 1937.0 MHz	dB _{p-p}	-	0.4	0.7
Attenuation:				
2095.0 MHz	dB	45	52	-
2147.0 MHz	dB	45	54	-
2181.25 MHz	dB	45	55	-

Notes: (1) No Matching Network (Ref. Testing Environment Circuit as shown below).

Package Dimensions



Marking Descriptions	
Z	Wireless Application
e	Series Number
X	Date Code (Year)
Y	Date Code (Month)

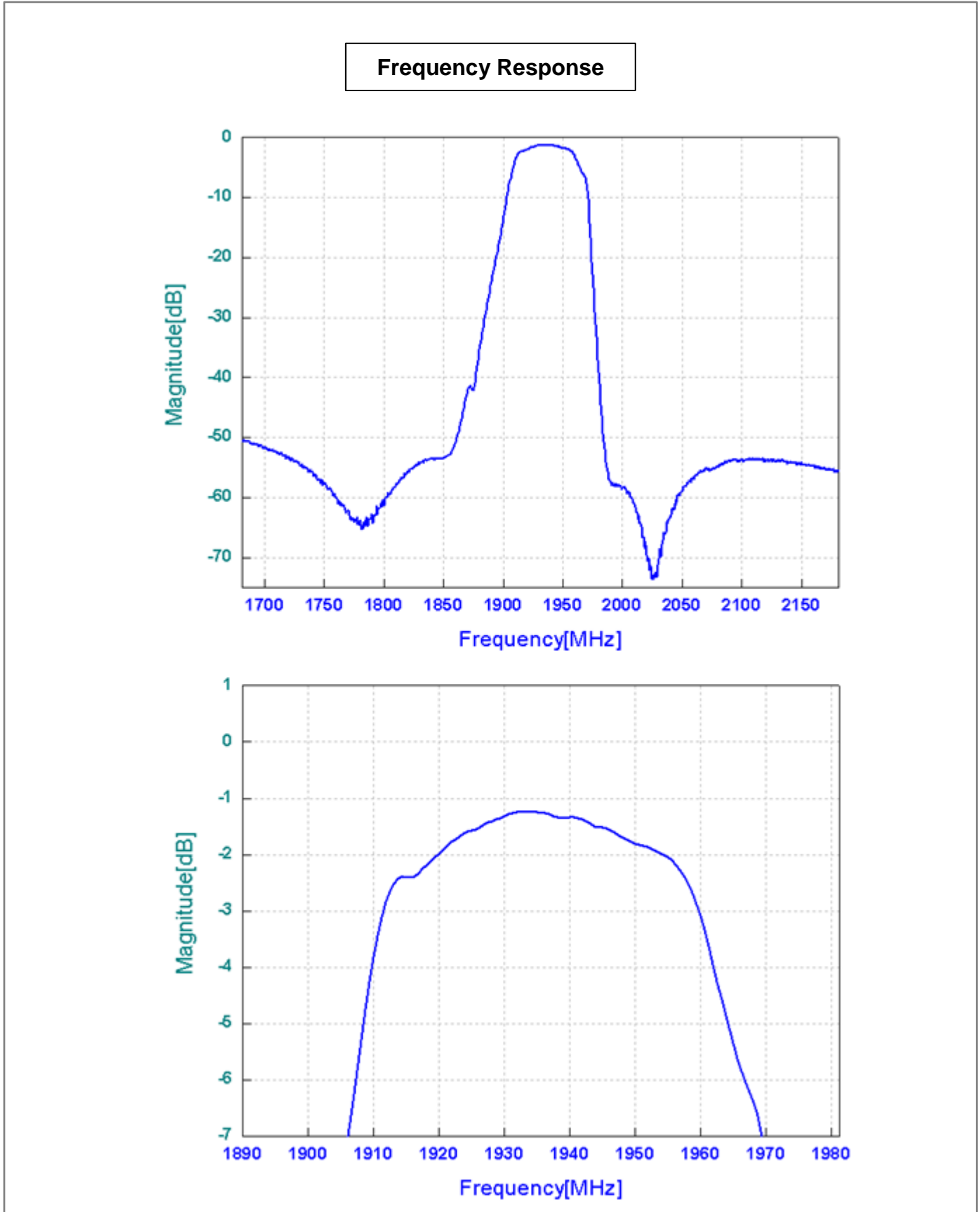
Pin Description	
A, C, D, F	Ground
E	In or Out
B	Out or In

Testing Environment

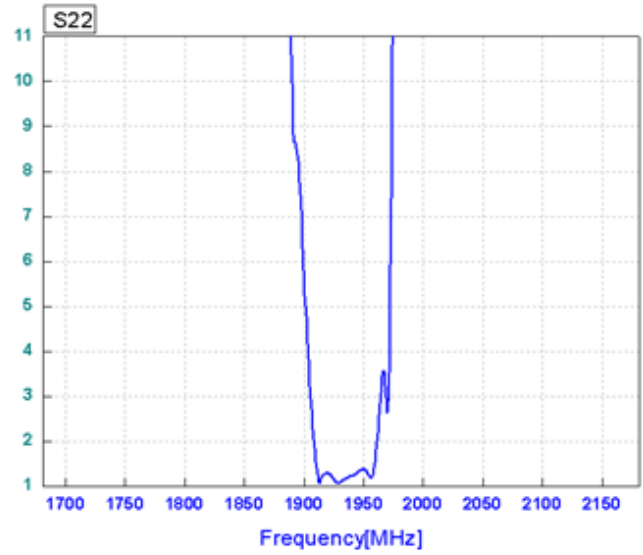
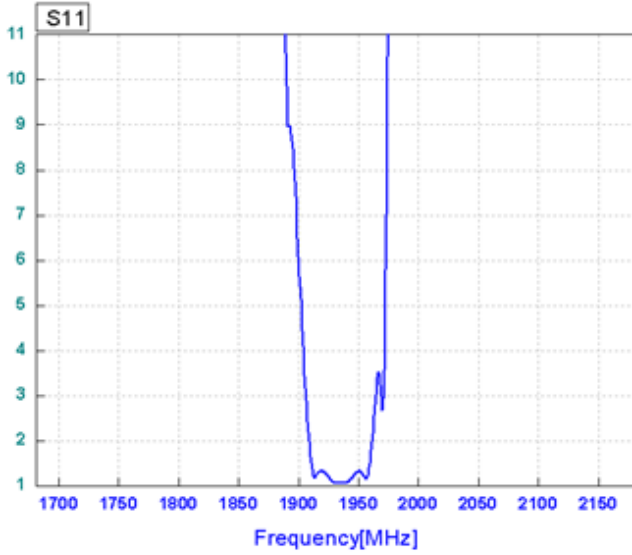


Source & Load Impedance: 50 Ω

Frequency Characteristics



VSWR



Smith Chart

