

- Wireless, RF SAW Filter
- Revision 0: September 2007

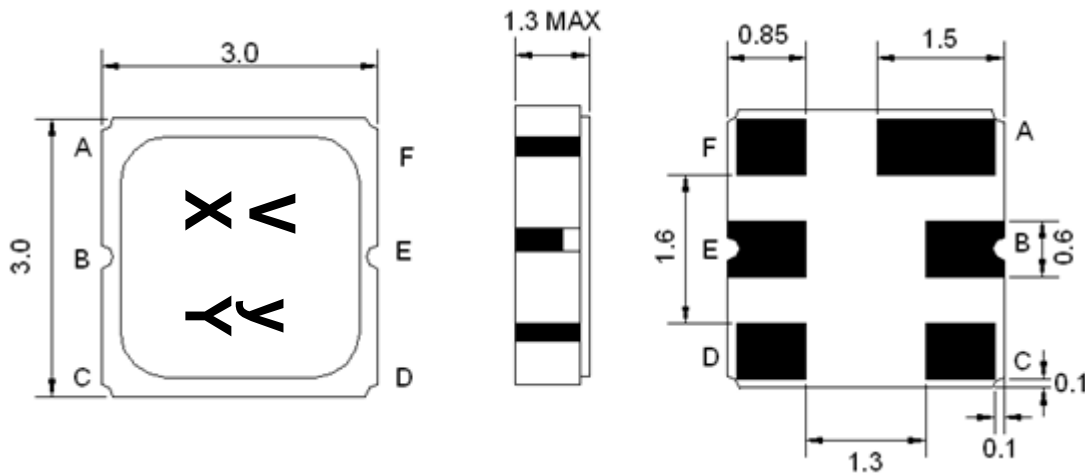
## Electrical Characteristics

MAXIMUM RATING				
PARAMETERS DESCRIPTION	UNIT	MINIMUM	TYPICAL	MAXIMUM
Operating Temperature Range	°C	-30	-	+80
Storage Temperature Range	°C	-40	-	+85
Maximum DC Voltage	V	-	-	3
Maximum Input Power	dBm	-	-	10
Source Impedance (single ended) <sup>(1)</sup>	Ω	-	50	-
Load Impedance (single ended) <sup>(1)</sup>	Ω	-	50	-
Package type & size	M			
Length x Width	mm <sup>2</sup>	-	3.0 x 3.0	-
Height	mm	-	-	1.3

ELECTRICAL SPECIFICATION				
PARAMETERS DESCRIPTION	UNIT	MINIMUM	TYPICAL	MAXIMUM
Center Frequency (Fo)	MHz	-	1895.0	-
Insertion Loss within 1892.5 ~ 1897.5 MHz	dB	-	1.4	2.5
Amplitude Ripple within 1892.5 ~ 1897.5 MHz	dB <sub>p-p</sub>	-	0.1	0.5
Return Loss within 1892.5 ~ 1897.5 MHz	dB	10	15	-
<b>Attenuation:</b>				
1795.0 MHz	dB	30	34	-
2020.0 MHz	dB	25	30	-

**Notes:** (1) No Matching Network (Ref. Testing Environment Circuit as shown below).

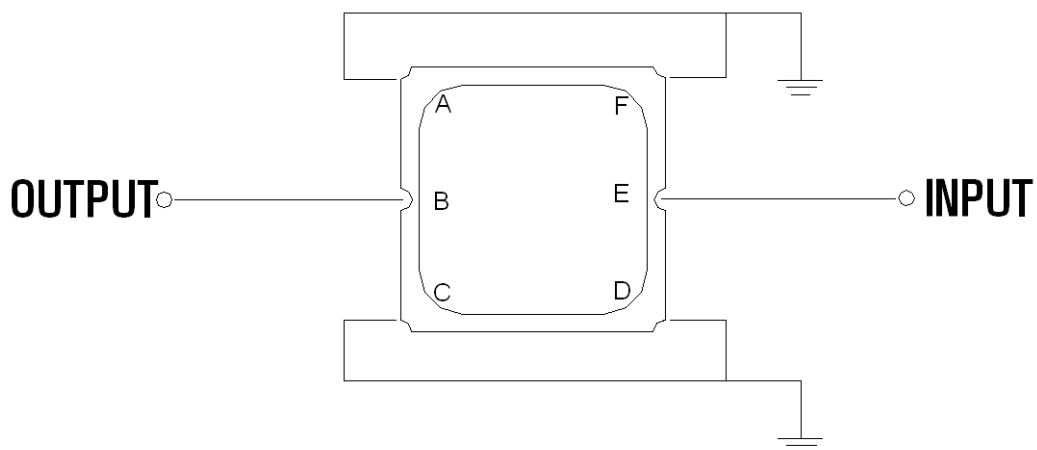
## Package Dimensions



Marking Descriptions	
V	Wireless Application
y	Series Number
X	Date Code (Year)
Y	Date Code (Month)

Pin Description	
A, C, D, F	Ground
E	In
B	Out

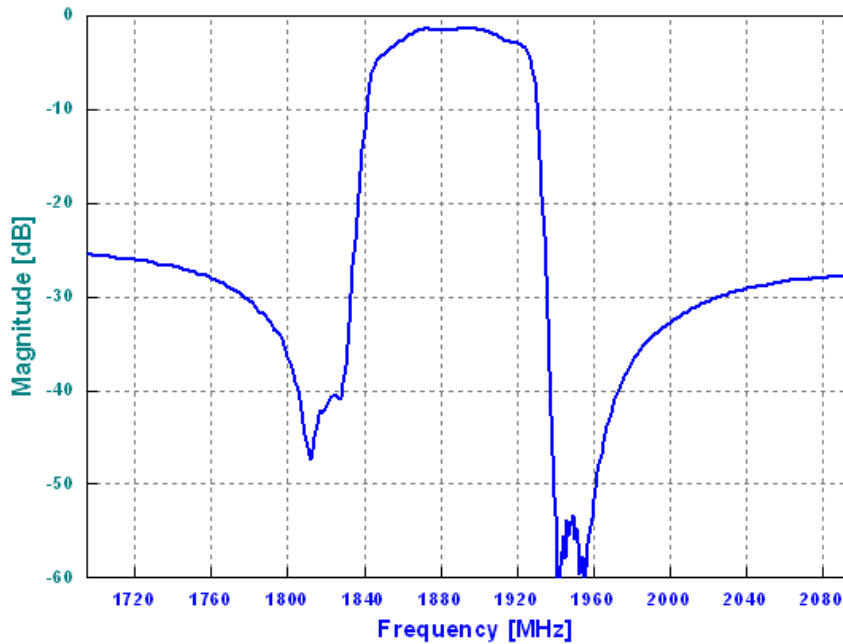
## Testing Environment



Source & Load Impedance: 50  $\Omega$

## Frequency Characteristics

Frequency Response



Return Loss

