

- K-PCS, RF SAW Filter
- Revision 0: April 2011

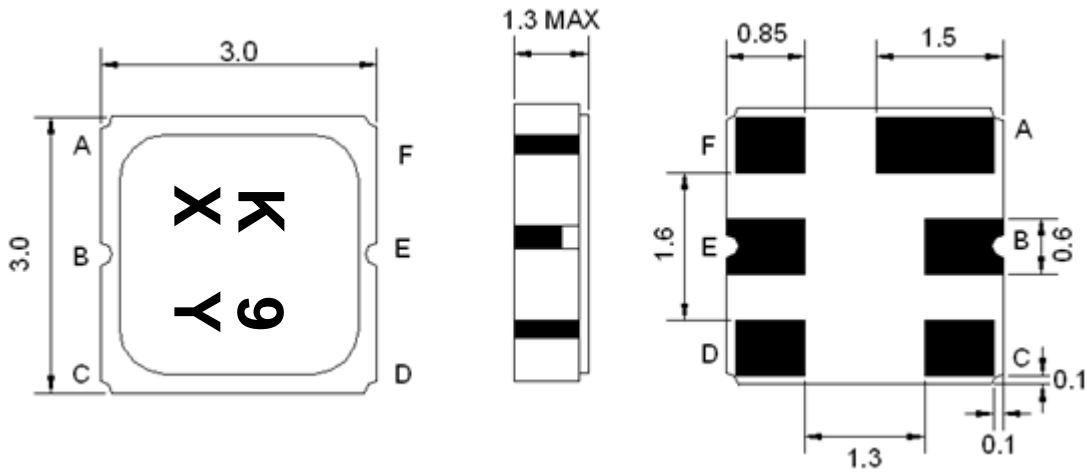
Electrical Characteristics

MAXIMUM RATING				
PARAMETERS DESCRIPTION	UNIT	MINIMUM	TYPICAL	MAXIMUM
Operating Temperature Range	°C	-30	-	+85
Storage Temperature Range	°C	-40	-	+85
Maximum DC Voltage	V	-	-	0
Maximum Input Power	dBm	-	-	15
Source Impedance (single ended) ⁽¹⁾	Ω	-	50	-
Load Impedance (single ended) ⁽¹⁾	Ω	-	50	-
Package type & size	M			
Length x Width	mm ²	-	3.0 x 3.0	-
Height	mm	-	-	1.3

ELECTRICAL SPECIFICATION				
PARAMETERS DESCRIPTION	UNIT	MINIMUM	TYPICAL	MAXIMUM
Center Frequency (Fo)	MHz	-	1775.0	-
Insertion Loss within 1770.0 ~ 1780.0 MHz	dB	-	1.5	3.0
Amplitude Ripple within 1770~1780 MHz	dB _{p-p}	-	0.3	1.2
Attenuation:				
1600.0 ~ 1700.0 MHz	dB	40	48	-
1860.0 ~ 1875.0 MHz	dB	45	55	-
1875.0 ~2000.0 MHz	dB	40	50	-
VSWR within 1770.0 ~ 1780.0 MHz	-	-	1.3	2.1

Notes: (1) No Matching Network (Ref. Testing Environment Circuit as shown below).

Package Dimensions



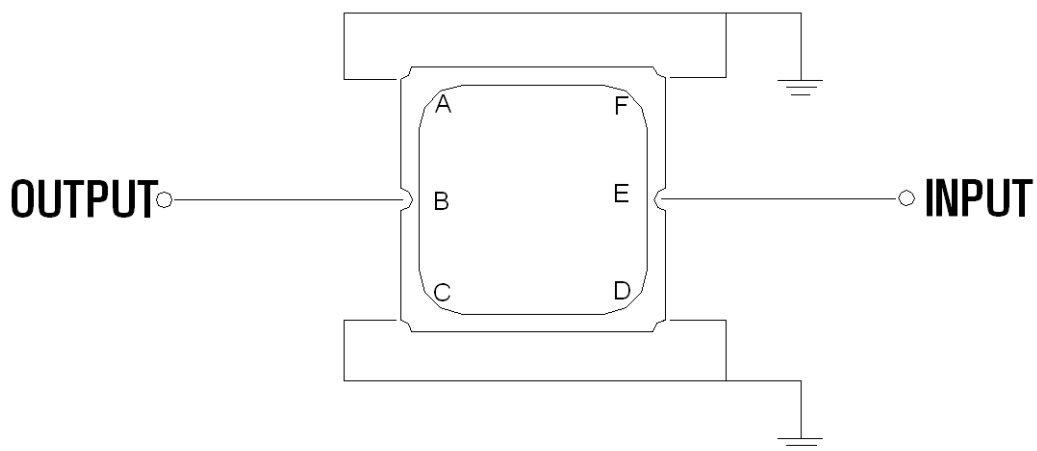
Marking Descriptions

Marking Descriptions	
K	K-PCS Application
9	Series Number
X	Date Code (Year)
Y	Date Code (Month)

Pin Description

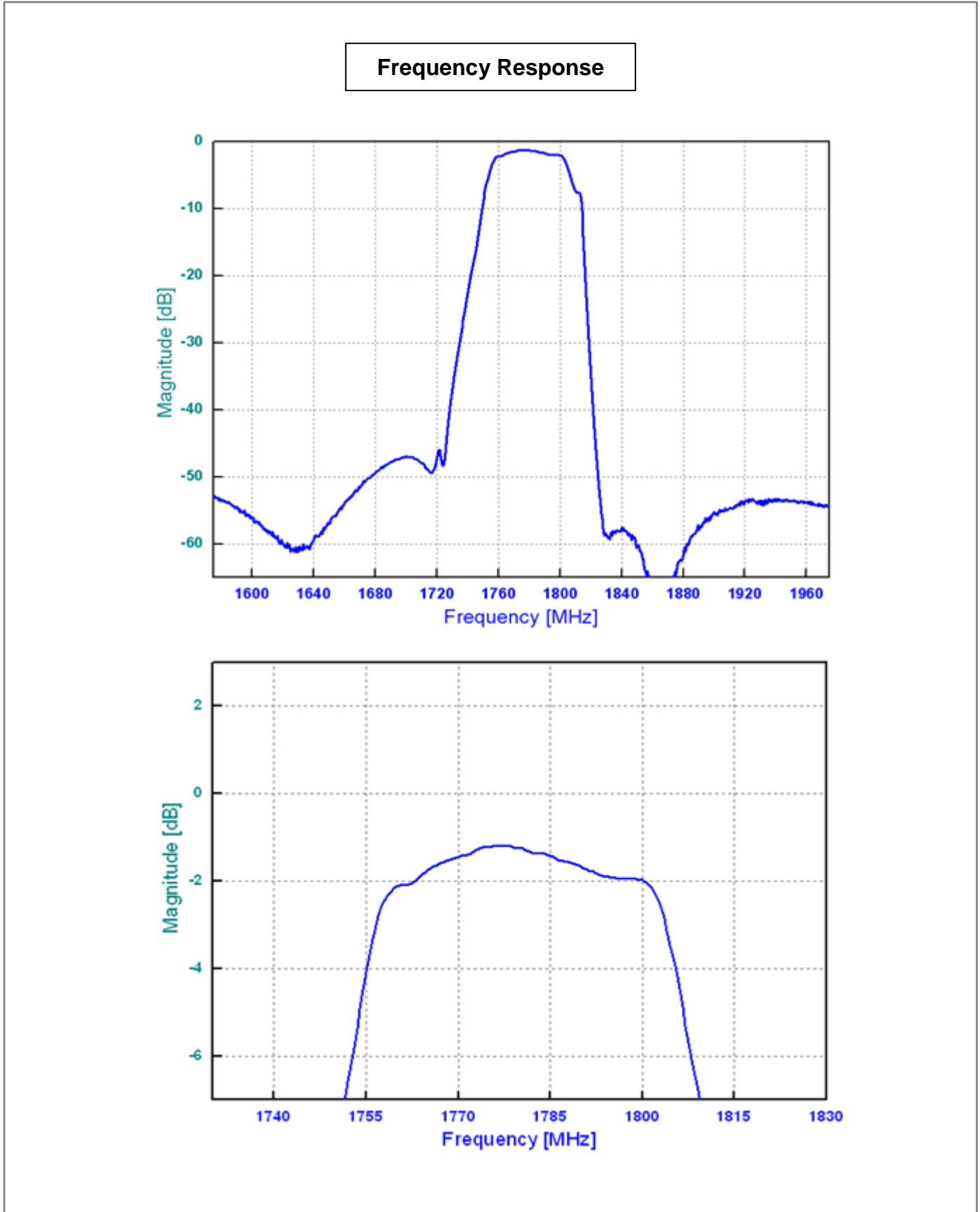
Pin Description	
A, C, D, F	Ground
E	In or Out
B	Out or In

Testing Environment

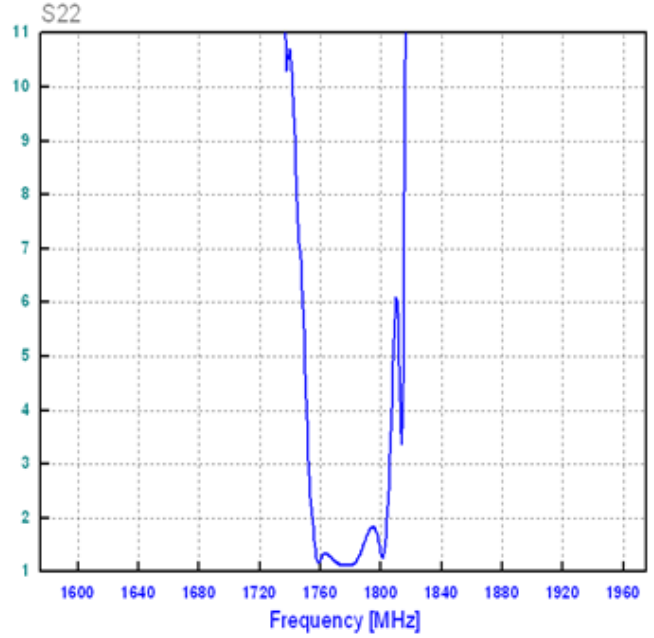
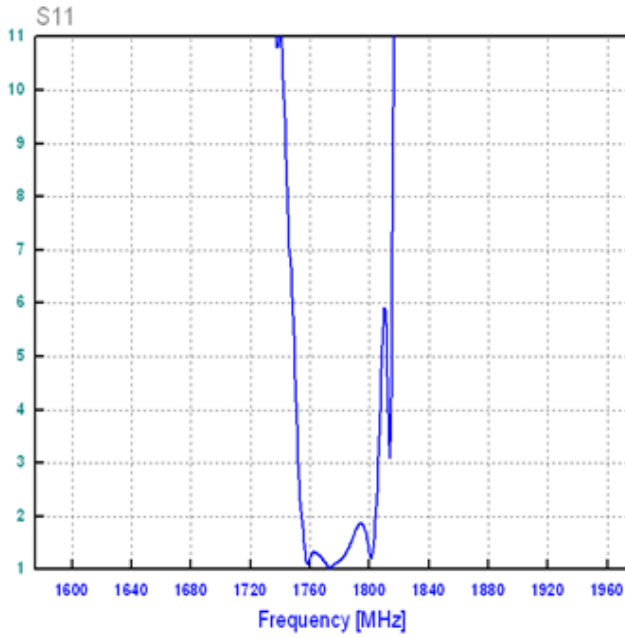


Source & Load Impedance: 50 Ω

Frequency Characteristics



VSWR



Smith Chart

