

- K-PCS, RF SAW Filter
- Revision 0: March 2011

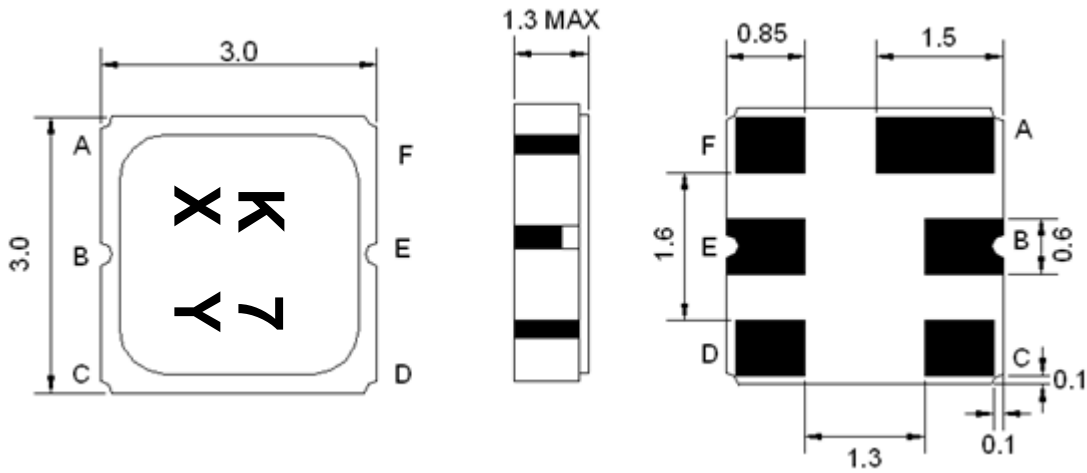
## Electrical Characteristics

MAXIMUM RATING				
PARAMETERS DESCRIPTION	UNIT	MINIMUM	TYPICAL	MAXIMUM
Operating Temperature Range	°C	-30	-	+85
Storage Temperature Range	°C	-40	-	+85
Maximum DC Voltage	V	-	-	0
Maximum Input Power	dBm	-	-	15
Source Impedance (single ended) <sup>(1)</sup>	Ω	-	50	-
Load Impedance (single ended) <sup>(1)</sup>	Ω	-	50	-
Package type & size	M			
Length x Width	mm <sup>2</sup>	-	3.0 x 3.0	-
Height	mm	-	-	1.3

ELECTRICAL SPECIFICATION				
PARAMETERS DESCRIPTION	UNIT	MINIMUM	TYPICAL	MAXIMUM
Center Frequency (Fo)	MHz	-	1775.0	-
Insertion Loss within 1770.0 ~ 1780.0 MHz	dB	-	1.8	3.0
Amplitude Ripple within 1770~1780 MHz	dB <sub>p-p</sub>	-	0.3	1.5
<b>Attenuation:</b>				
1600.0 ~ 1700.0 MHz	dB	35	43	-
1860.0 ~ 1875.0 MHz	dB	40	50	-
1875.0 ~2000.0 MHz	dB	35	47	-
VSWR within 1770.0 ~ 1780.0 MHz	-	-	1.8	2.3

**Notes:** (1) No Matching Network (Ref. Testing Environment Circuit as shown below).

## Package Dimensions



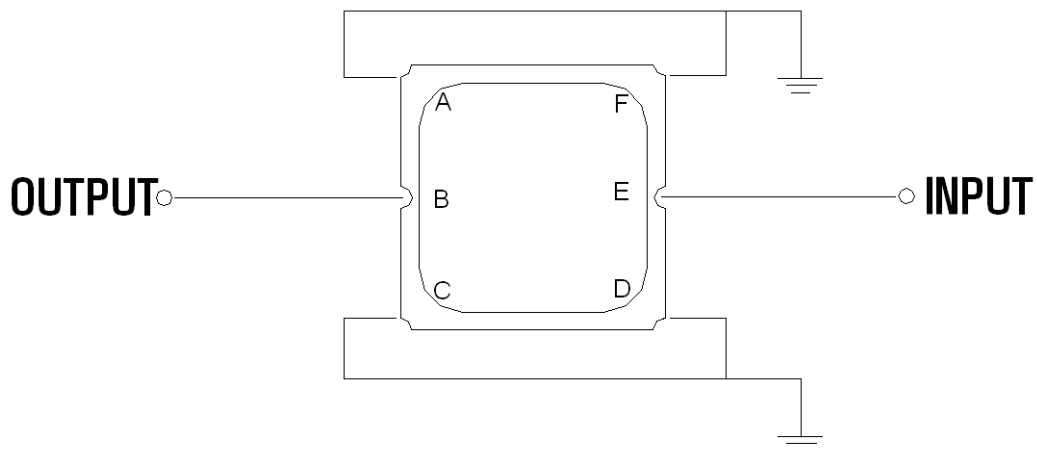
### Marking Descriptions

K	K-PCS Application
7	Series Number
X	Date Code (Year)
Y	Date Code (Month)

### Pin Description

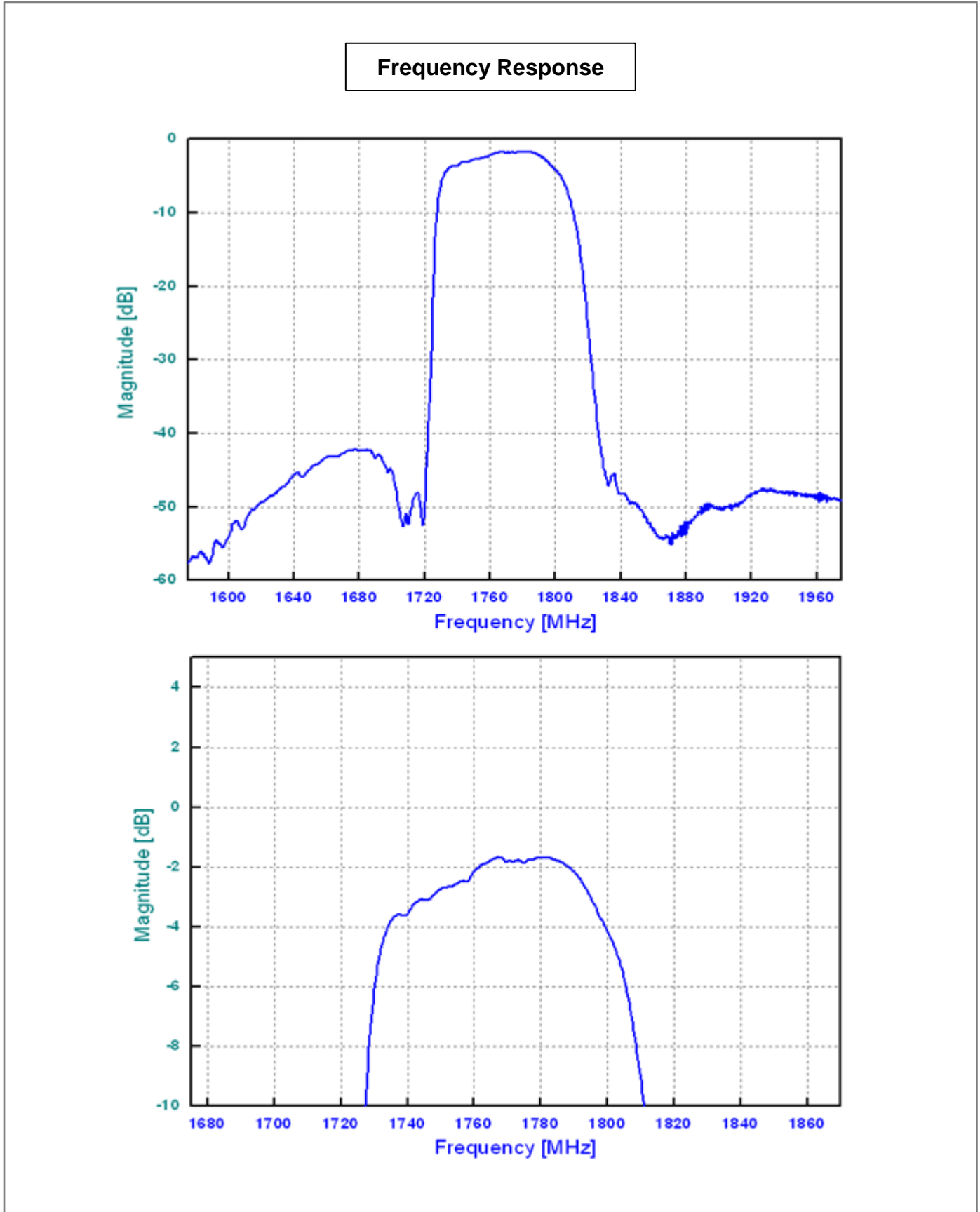
A, C, D, F	Ground
E	In or Out
B	Out or In

## Testing Environment

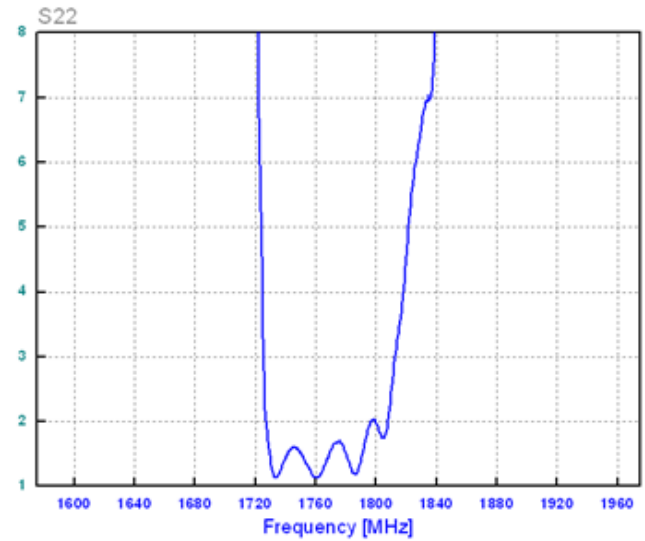
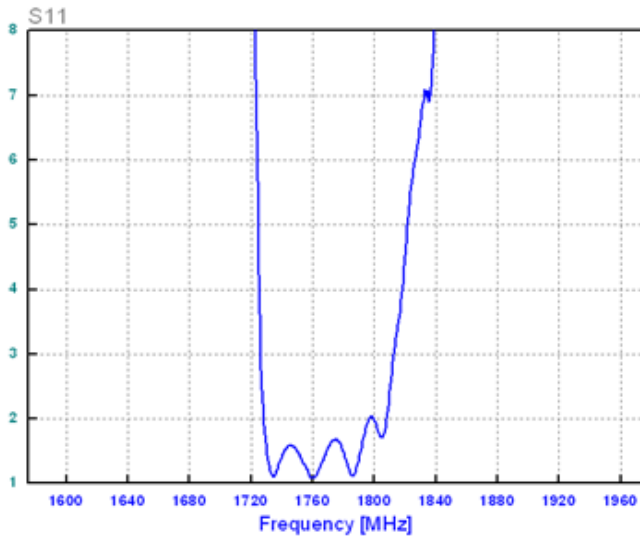


Source & Load Impedance: 50  $\Omega$

## Frequency Characteristics



## VSWR



## Smith Chart

