

- Wireless, RF SAW Filter
- Revision 0: March 2012

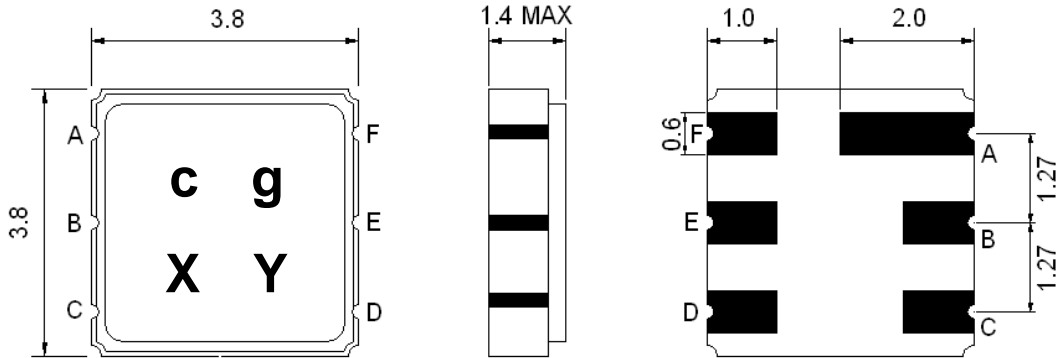
Electrical Characteristics

MAXIMUM RATING				
PARAMETERS DESCRIPTION	UNIT	MINIMUM	TYPICAL	MAXIMUM
Operating Temperature Range	°C	-40	-	+60
Storage Temperature Range	°C	-30	-	+80
Maximum DC Voltage	V	-	-	0
Maximum Input Power	dBm	-	-	15
Source Impedance (single ended) ⁽¹⁾	Ω	-	50	-
Load Impedance (single ended) ⁽¹⁾	Ω	-	50	-
Package type & size	P			
Length x Width	mm ²	-	3.8 x 3.8	-
Height	mm	-	-	1.4

ELECTRICAL SPECIFICATION				
PARAMETERS DESCRIPTION	UNIT	MINIMUM	TYPICAL	MAXIMUM
Center Frequency (Fo)	MHz	-	1360.0	-
Insertion Loss within 1300.0 ~ 1420.0 MHz	dB	-	4.5	5.0
Amplitude Ripple within 1300.0 ~ 1420.0 MHz	dB _{p-p}	-	2.0	2.5
Attenuation:				
1000.0 ~ 1250.0MHz	dB	25	32	-
1500.0 ~ 1700.0MHz	dB	25	36	-
VSWR within 1300.0 ~ 1420.0 MHz	-	-	1.4	2.5

Notes: (1) With Matching Network

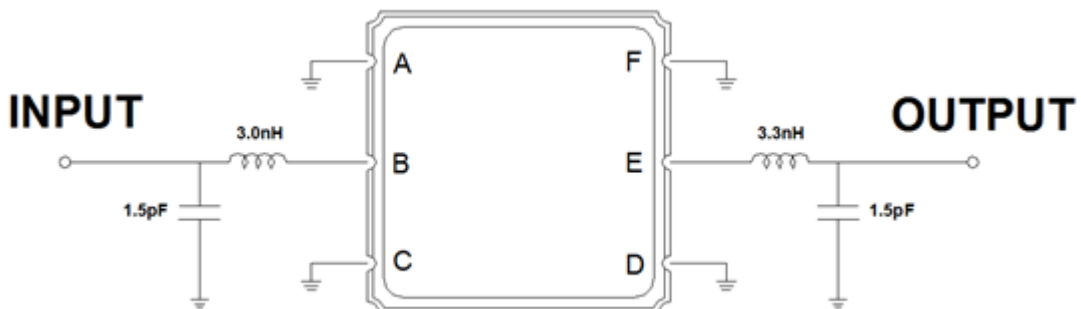
Package Dimensions



Marking Descriptions	
c	Wireless Application
g	Series Number
X	Date Code (Year)
Y	Date Code (Month)

Pin Description	
A, C, D, F	Ground
B	In
E	Out

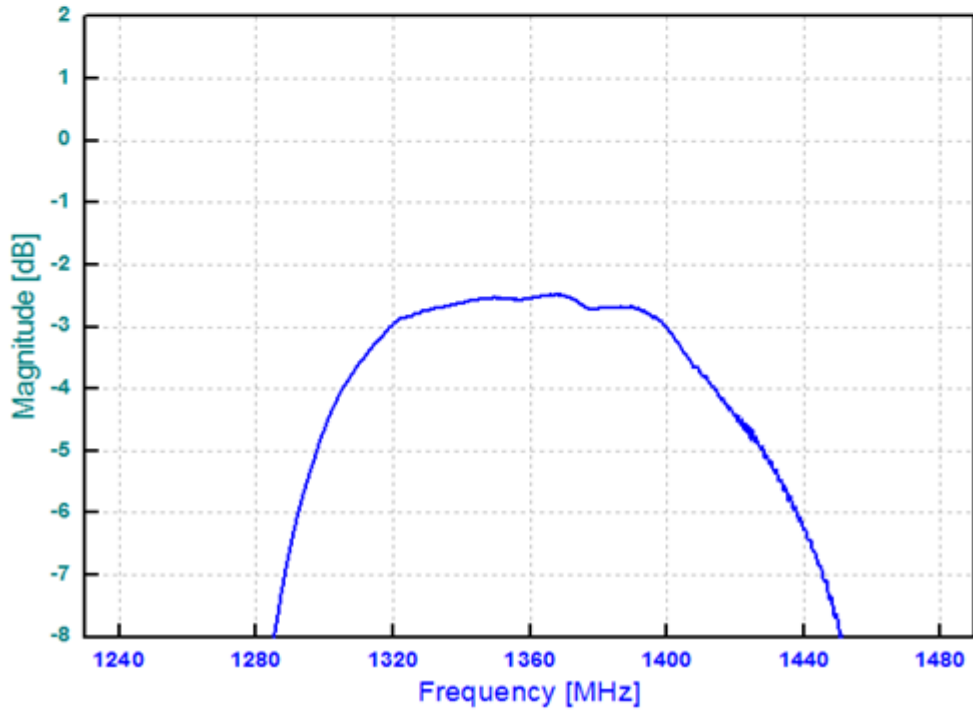
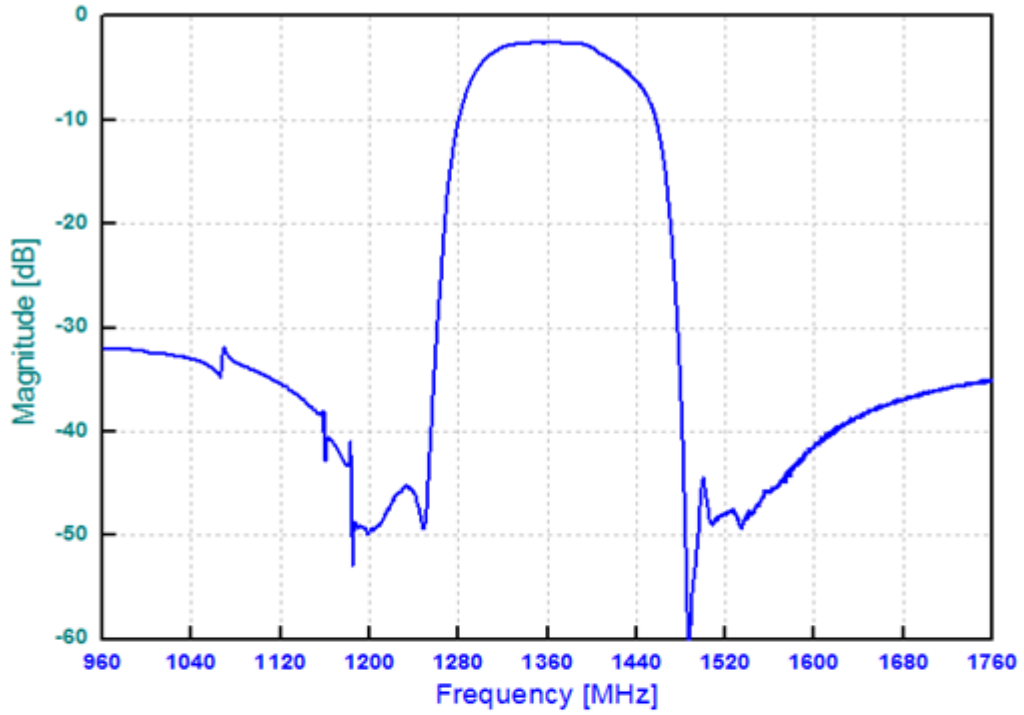
Testing Environment



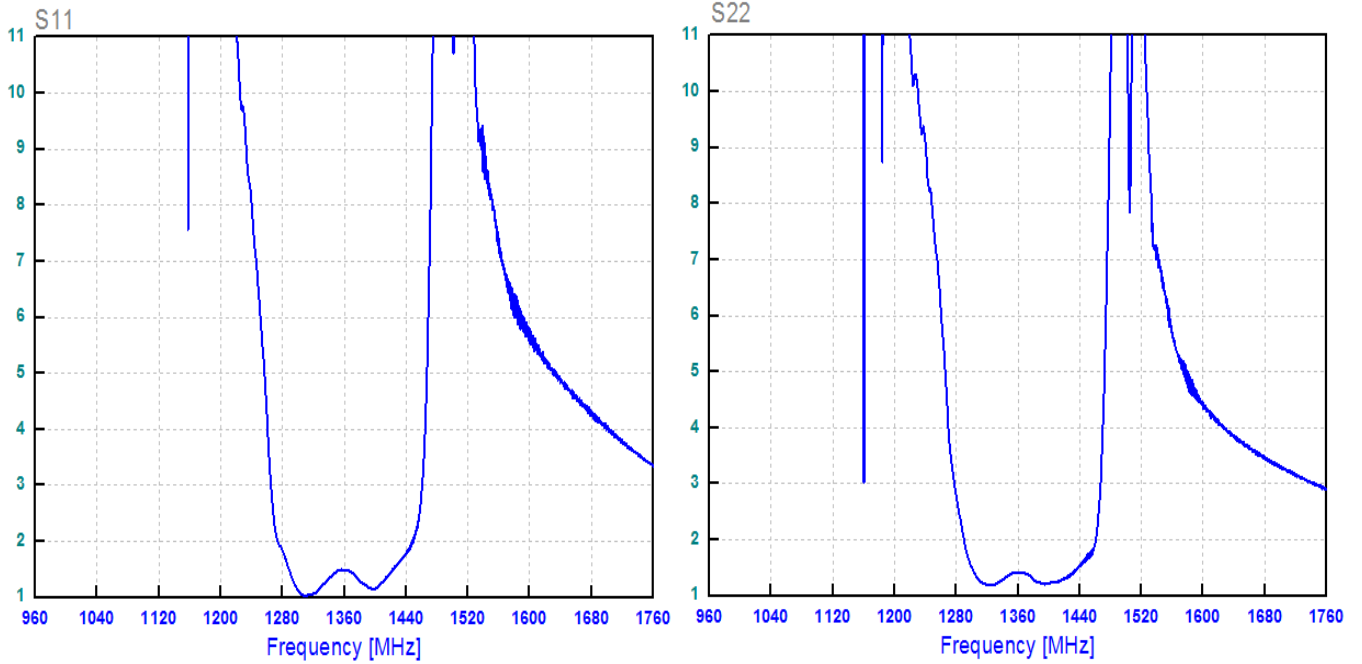
Source & Load Impedance: 50 Ω

Frequency Characteristics

Frequency Response



VSWR



Smith Chart

