

- Wireless, RF SAW Filter
- Revision 0: October 2008

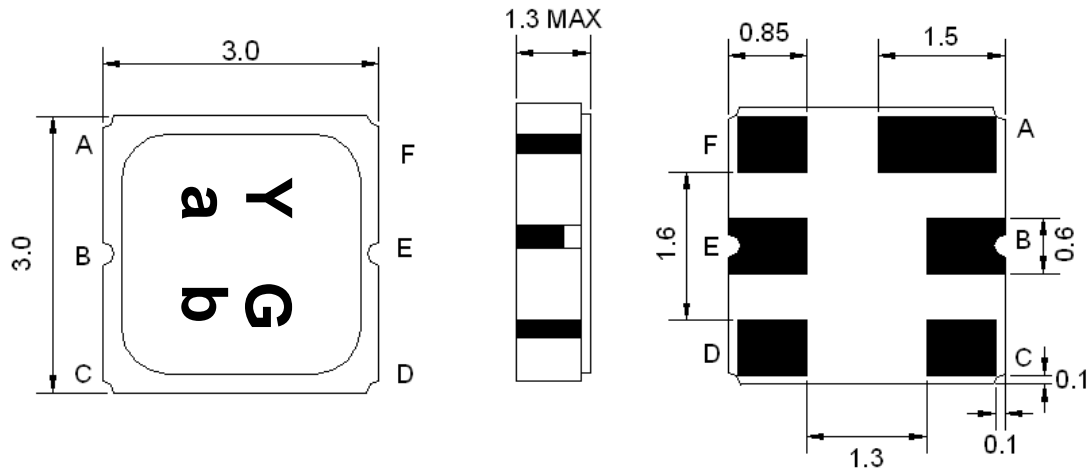
Electrical Characteristics

MAXIMUM RATING				
PARAMETERS DESCRIPTION	UNIT	MINIMUM	TYPICAL	MAXIMUM
Operating Temperature Range	°C	-25	-	+75
Storage Temperature Range	°C	-40	-	+85
Maximum DC Voltage	V	-	-	10
Maximum Input Power	dBm	-	-	10
Source Impedance (single ended) ⁽¹⁾	Ω	-	50	-
Load Impedance (single ended) ⁽¹⁾	Ω	-	50	-
Package type & size	M			
Length x Width	mm ²	-	3.0 x 3.0	-
Height	mm	-	-	1.3

ELECTRICAL SPECIFICATION				
PARAMETERS DESCRIPTION	UNIT	MINIMUM	TYPICAL	MAXIMUM
Center Frequency (Fo)	MHz	-	1321.0	-
Insertion Loss within 1311.0 ~ 1331.0 MHz	dB	-	1.0	2.0
Amplitude Ripple within 1311.0 ~ 1331.0 MHz	dB _{p-p}	-	0.2	1.0
Attenuation:				
D.C ~ 1250.0 MHz	dB	15	18	-
1380.0~ 1400.0 MHz	dB	18	27	-
1400.0~ 1600.0 MHz	dB	15	20	-
VSWR within 1311.0 ~ 1331.0 MHz	-	-	1.6	2.0

Notes: (1) No Matching Network (Ref. Testing Environment Circuit as shown below).

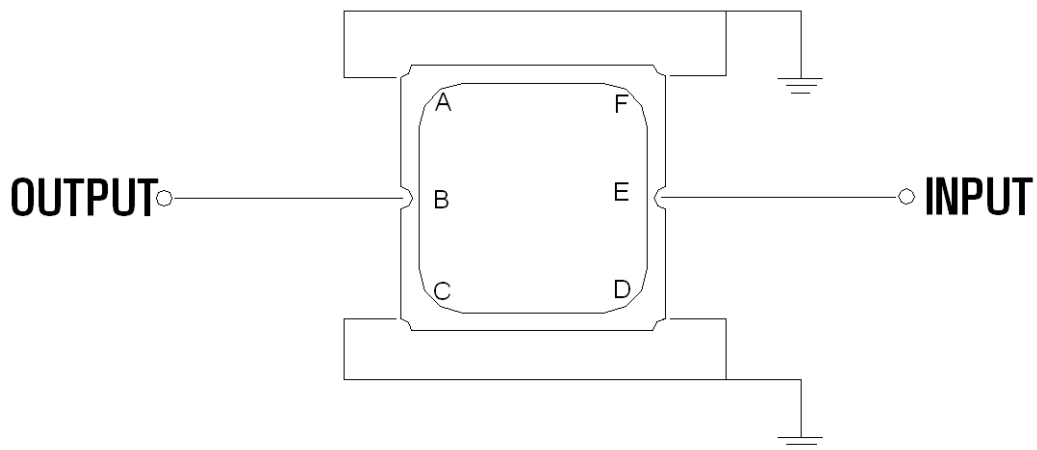
Package Dimensions



Marking Descriptions	
Y	Wireless Application
G	Series Number
a	Date Code (Year)
b	Date Code (Month)

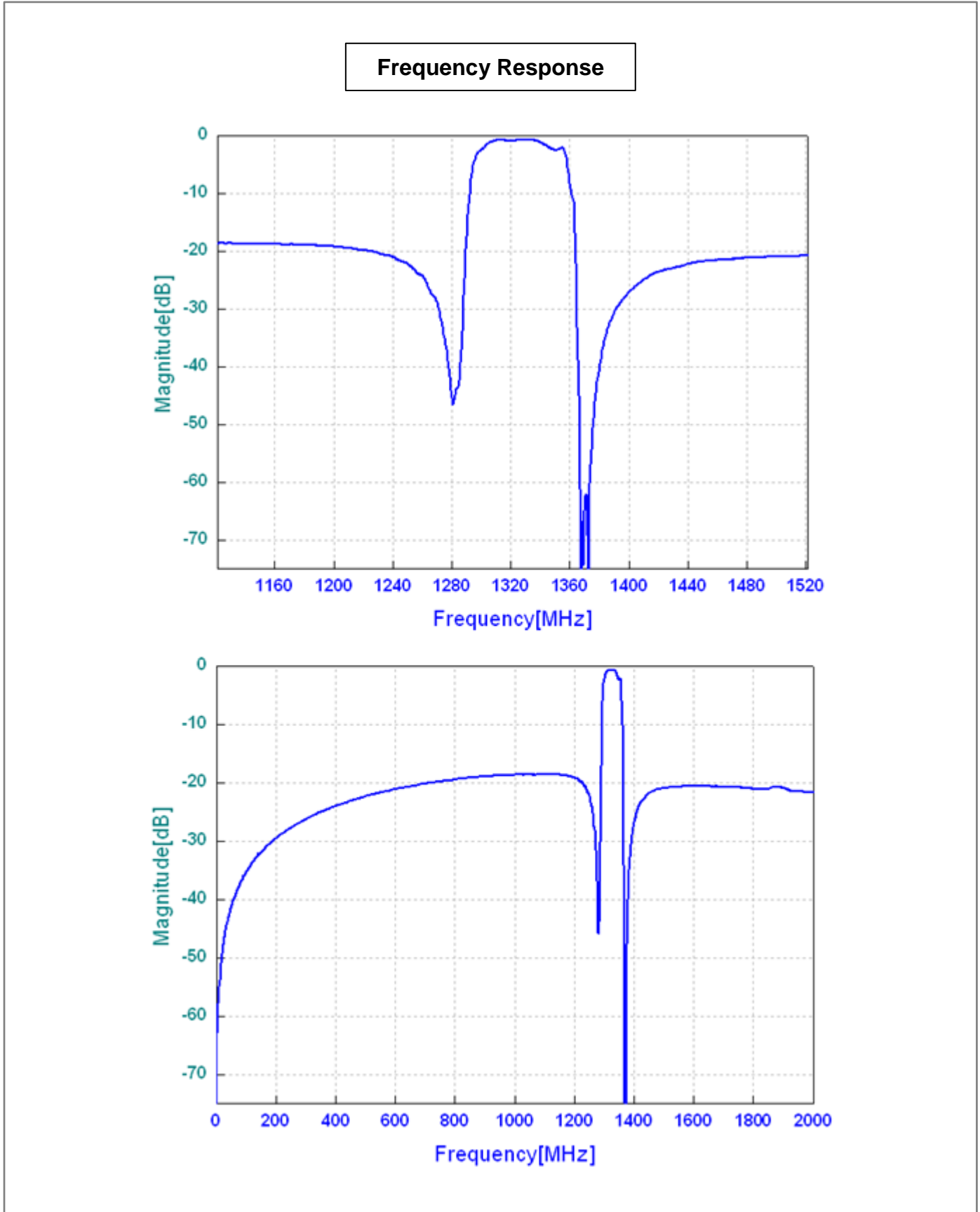
Pin Description	
A, C, D, F	Ground
E	In or Out
B	Out or In

Testing Environment

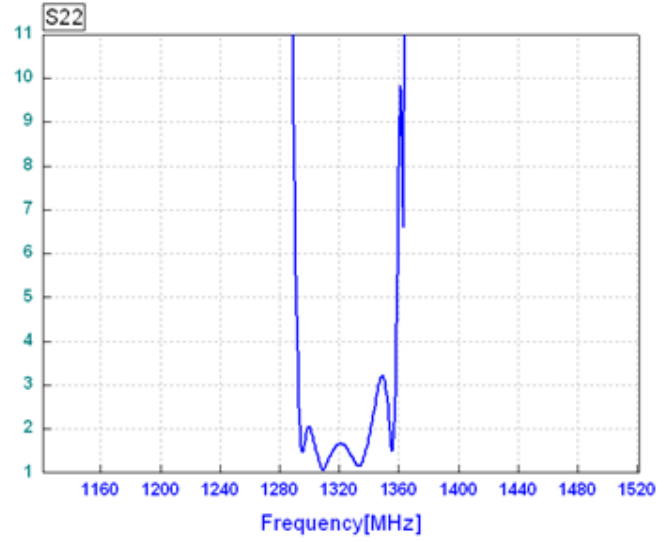
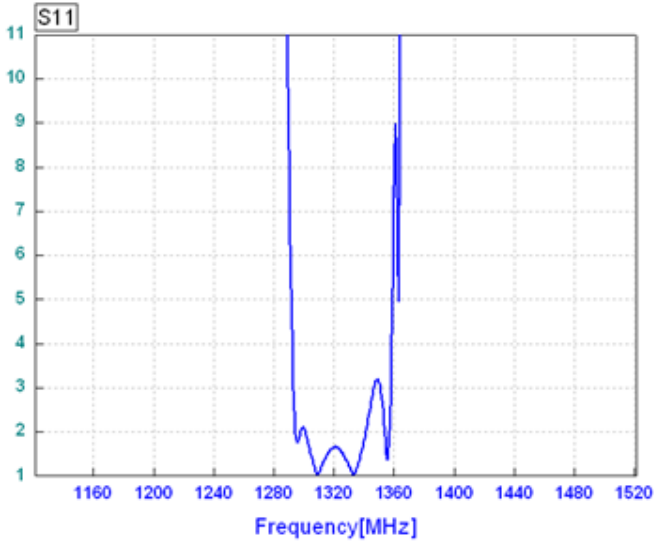


Source & Load Impedance: 50 Ω

Frequency Characteristics



VSWR



Smith Chart

