

- Wireless, Balanced RF SAW Filter
- Revision 0: September 2007

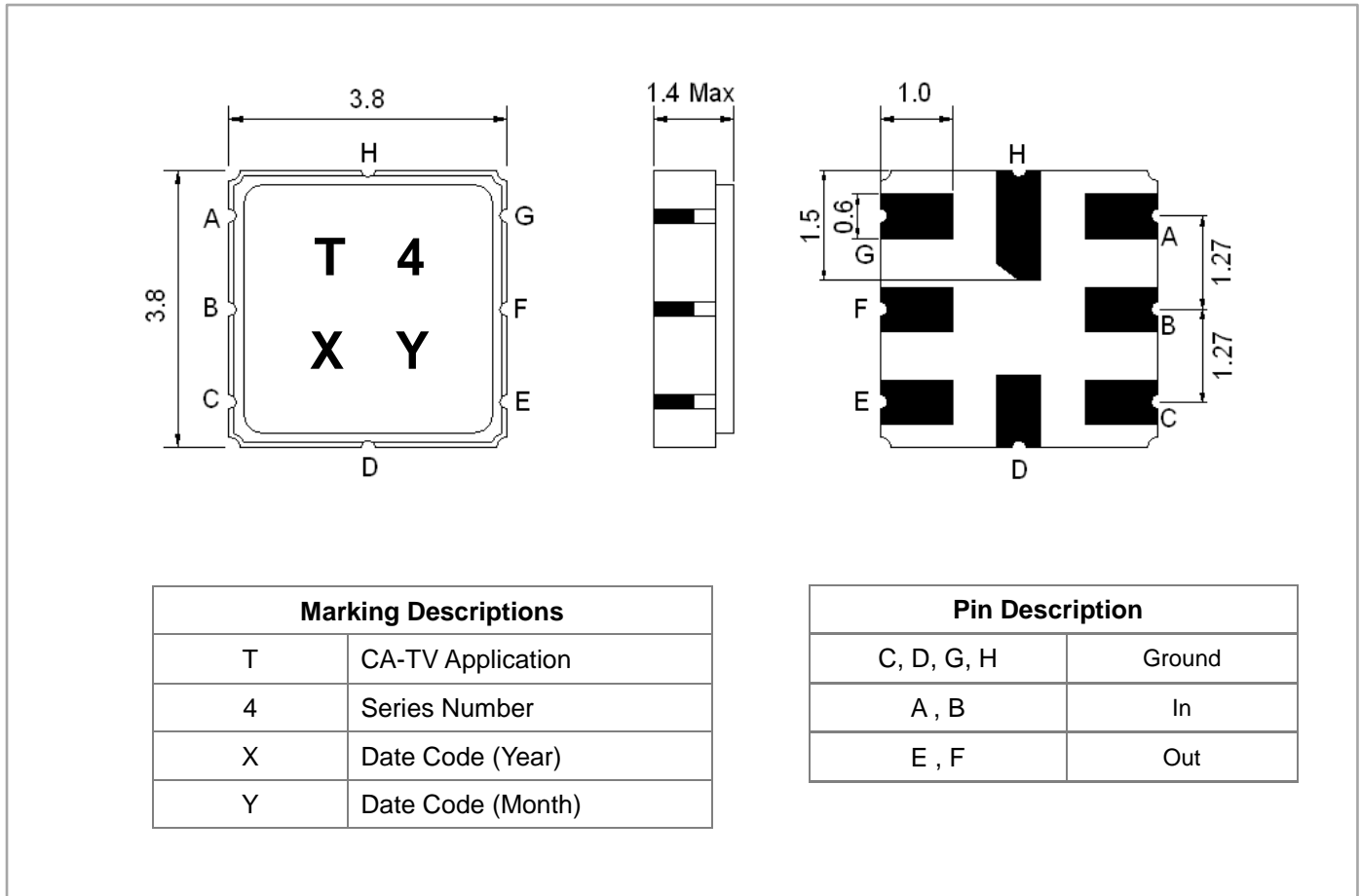
Electrical Characteristics

MAXIMUM RATING				
PARAMETERS DESCRIPTION	UNIT	MINIMUM	TYPICAL	MAXIMUM
Operating Temperature Range	°C	-45	-	+85
Storage Temperature Range	°C	-40	-	+85
Maximum DC Voltage	V	-	-	0
Maximum Input Power	dBm	-	-	0
Source Impedance (Balanced ended) ⁽¹⁾	Ω	-	50	-
Load Impedance (Balanced ended) ⁽¹⁾	Ω	-	50	-
Package type & size	P1			
Length x Width	mm ²	-	3.8 x 3.8	-
Height	mm	-	-	1.4

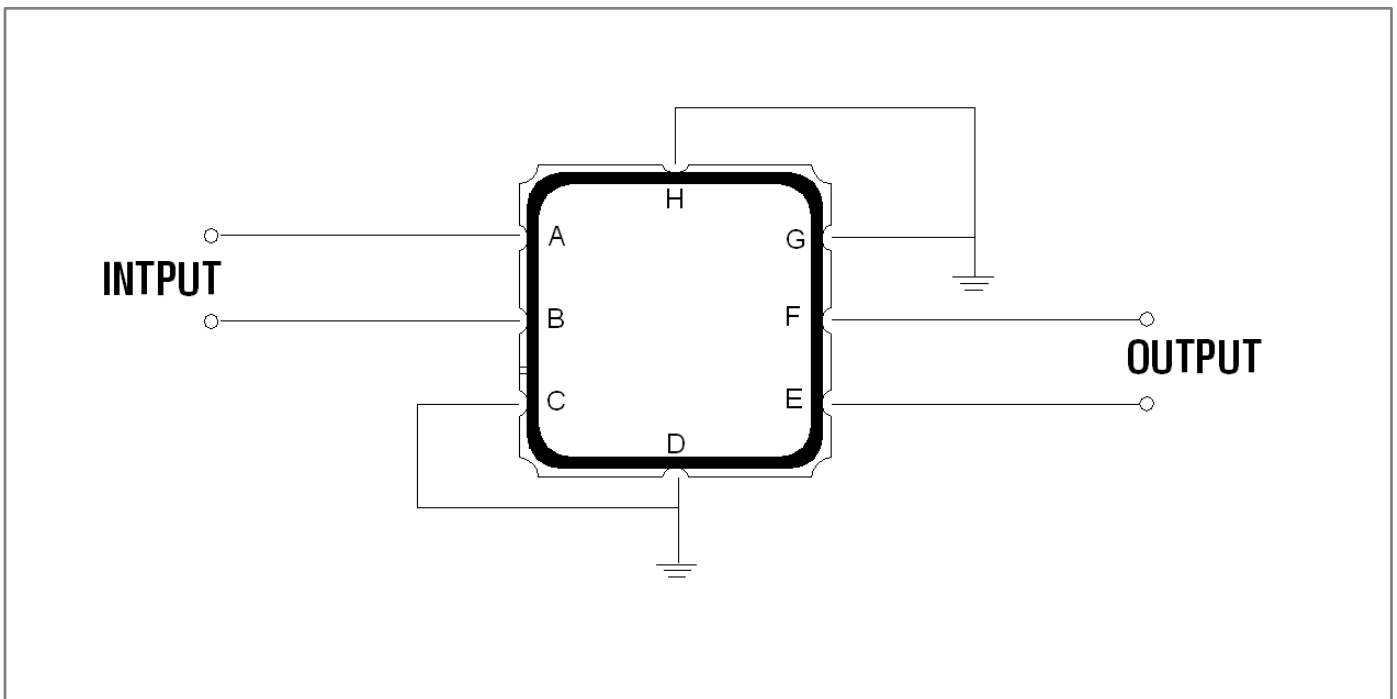
ELECTRICAL SPECIFICATION				
PARAMETERS DESCRIPTION	UNIT	MINIMUM	TYPICAL	MAXIMUM
Center Frequency (Fo)	MHz	-	1090.0	-
Insertion Loss within 1084~1096MHz	dB	-	3.9	5.3
Amplitude Ripple within 1084~1096MHz	dB _{p-p}	-	0.6	1.5
Attenuation:				
500.0 ~ 924.0 MHz	dB	45	48	-
924.0 ~ 944.0 MHz	dB	45	50	-
944.0 ~ 1051.0 MHz	dB	40	47	-
1051.0 ~ 1061.0 MHz	dB	30	36	-
1170.0 ~ 2000.0 MHz	dB	40	43	-

Notes: (1) With Matching Network

Package Dimensions

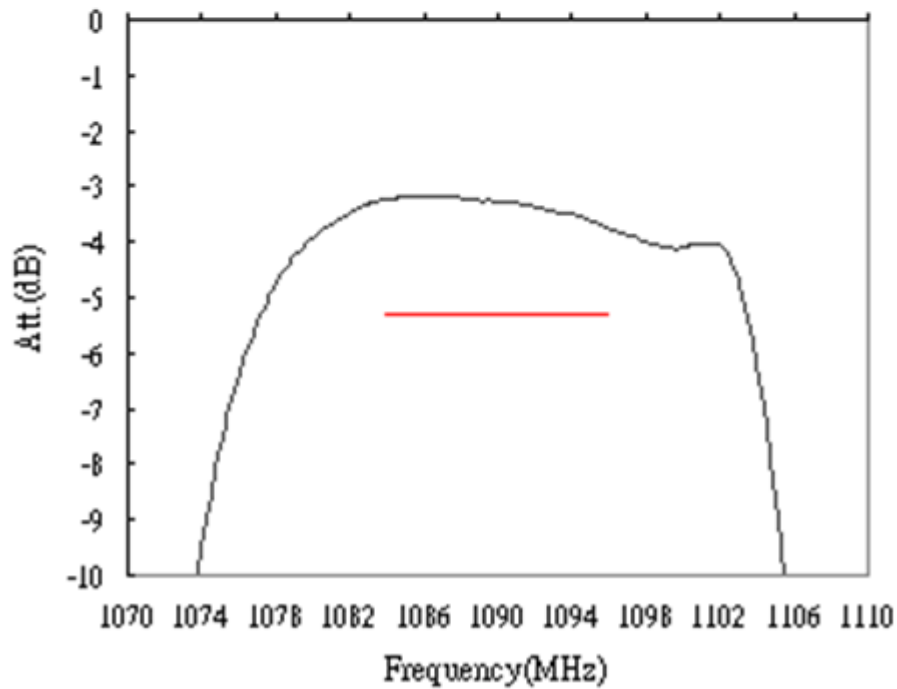
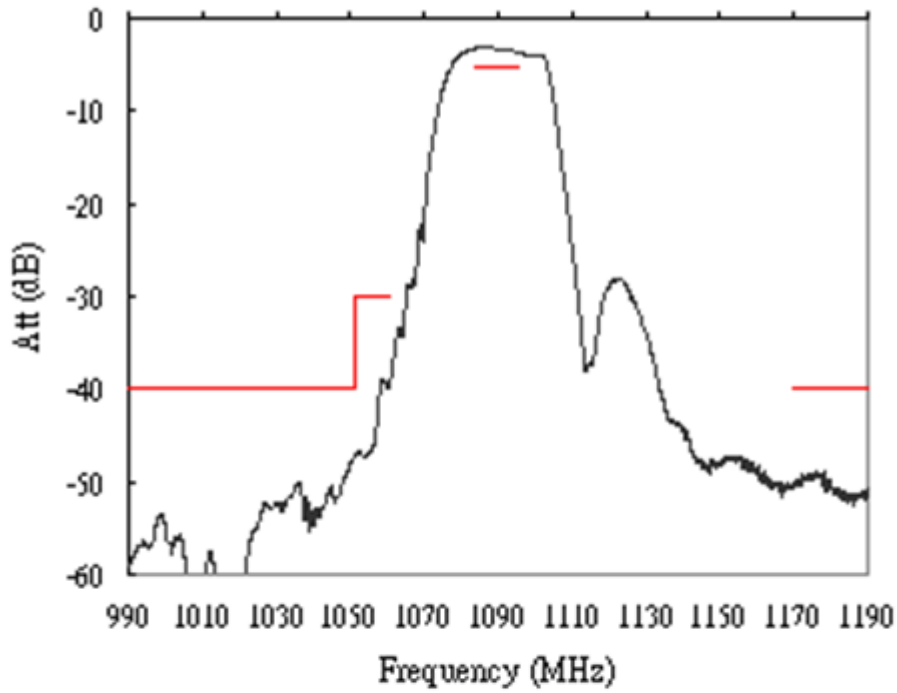


Testing Environment



Frequency Characteristics

Frequency Response



Wide Band

