

- Wireless, RF SAW Filter
- Revision 0: July 2005

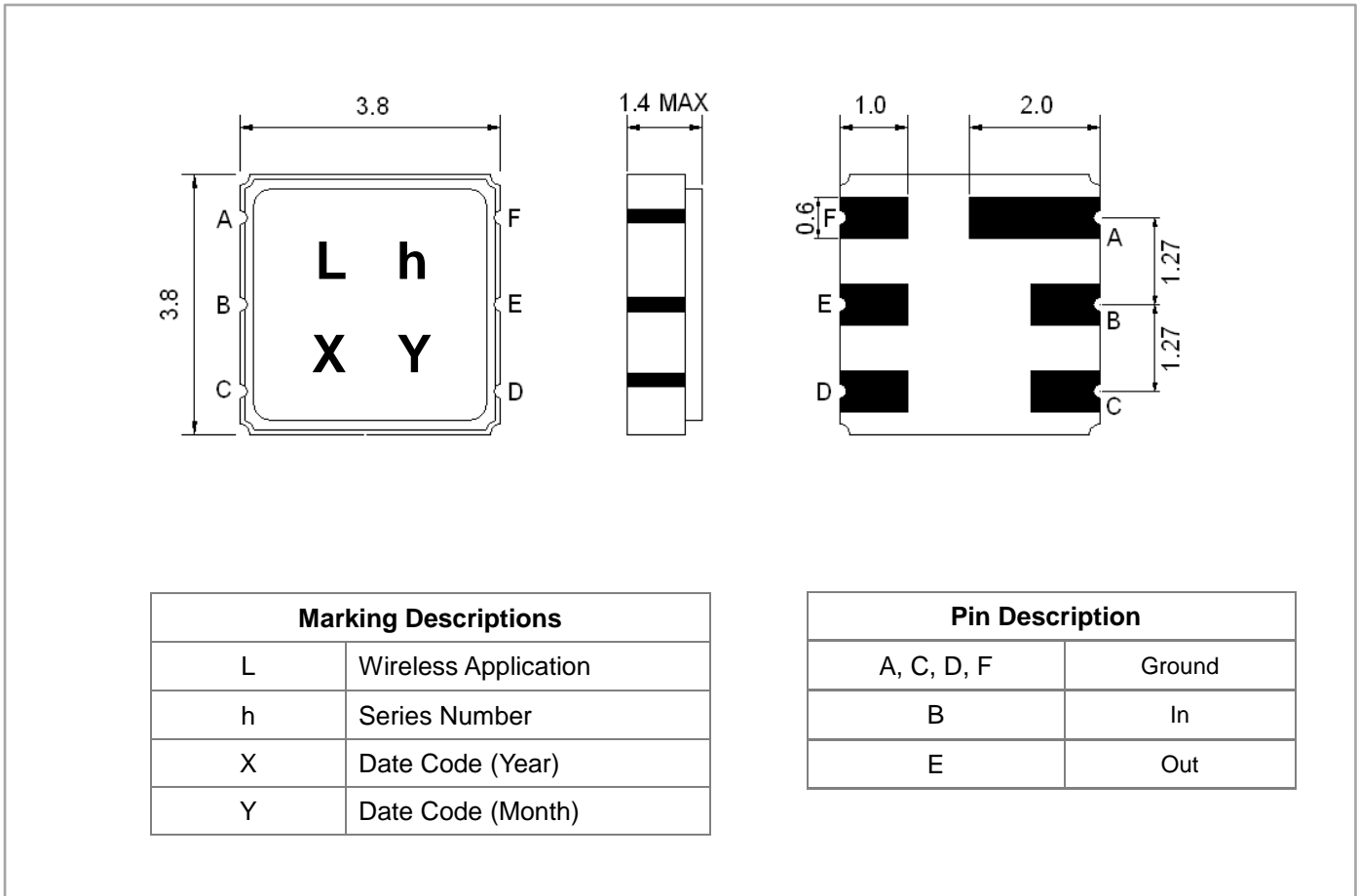
Electrical Characteristics

MAXIMUM RATING				
PARAMETERS DESCRIPTION	UNIT	MINIMUM	TYPICAL	MAXIMUM
Operating Temperature Range	°C	-30	-	+85
Storage Temperature Range	°C	-40	-	+85
Maximum DC Voltage	V	-	-	0
Maximum Input Power	dBm	-	-	10
Source Impedance (single ended) ⁽¹⁾	Ω	-	50	-
Load Impedance (single ended) ⁽¹⁾	Ω	-	50	-
Package type & size	P			
Length x Width	mm ²	-	3.8 x 3.8	-
Height	mm	-	-	1.4

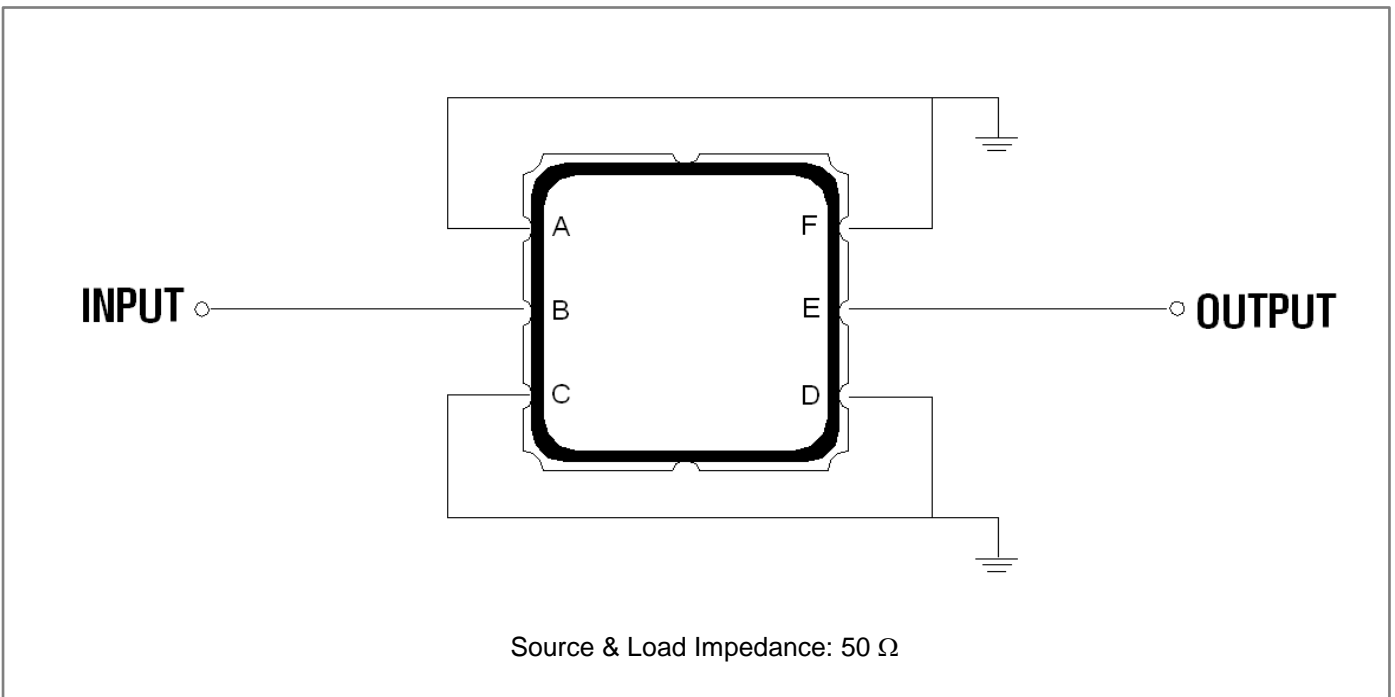
ELECTRICAL SPECIFICATION				
PARAMETERS DESCRIPTION	UNIT	MINIMUM	TYPICAL	MAXIMUM
Center Frequency (Fo)	MHz	-	1030.0	-
Insertion Loss within 1015.0 ~ 1045.0 MHz	dB	-	2.3	3.0
Amplitude Ripple within 1025.0 ~ 1035.0 MHz	dB _{p-p}	-	0.25	1.0
Attenuation:				
D.C. ~ 910.0 MHz	dB	25	29.5	-
1090.0 ~ 1300.0 MHz	dB	25	32.5	-
VSWR within 1015.0 ~ 1045.0 MHz	-	-	1.8	2.1

Notes: (1) No Matching Network (Ref. Testing Environment Circuit as shown below).

Package Dimensions

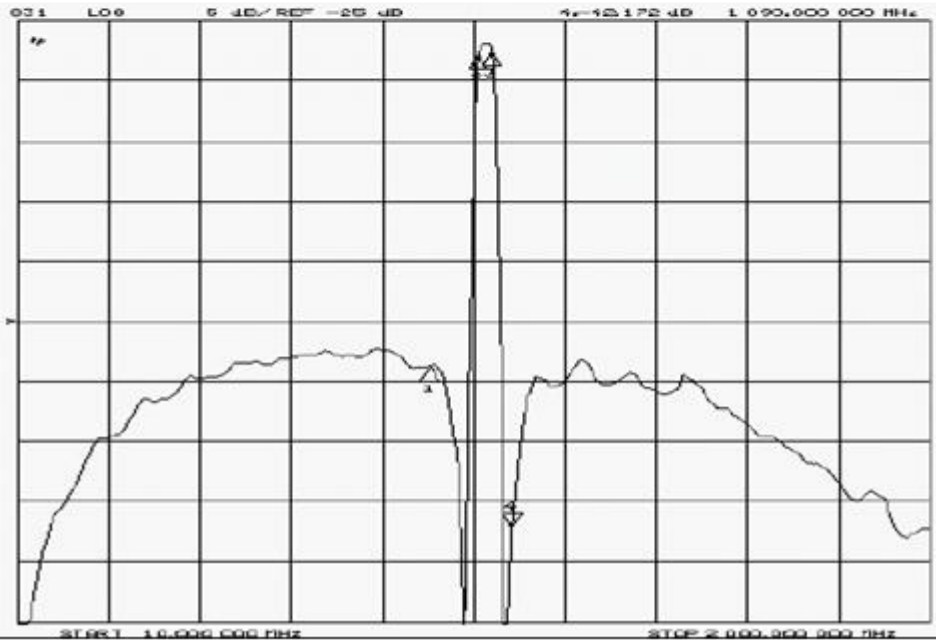


Testing Environment

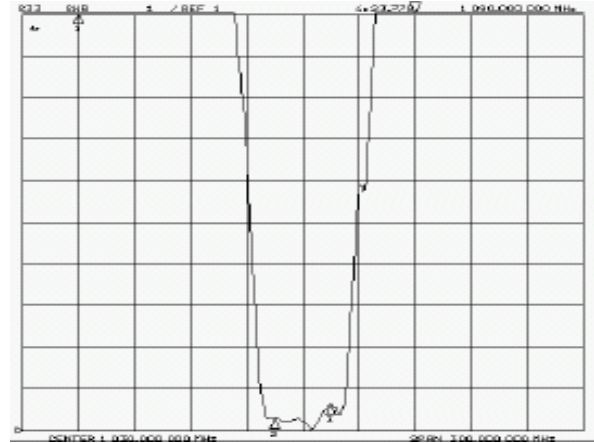
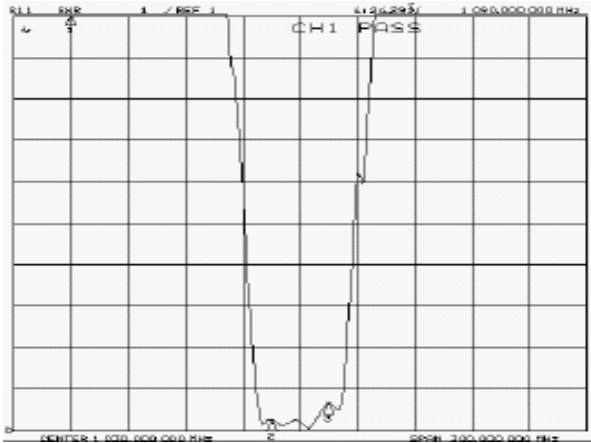


Frequency Characteristics

Frequency Response



VSWR



Smith Chart

