

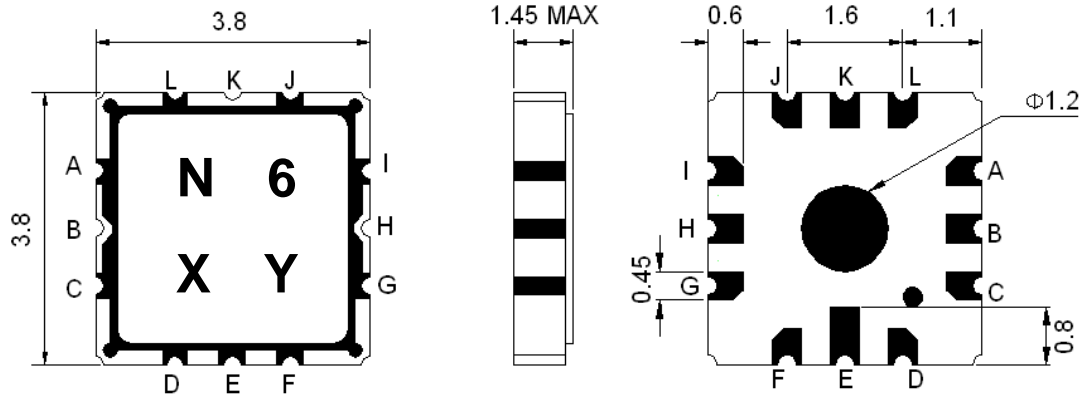
- PTT SAW Duplexer for 813/ 858MHz
- Revision 0: July 2008

Electrical Characteristics

MAXIMUM RATING				
PARAMETERS DESCRIPTION	UNIT	MINIMUM	TYPICAL	MAXIMUM
Operating Temperature Range	°C	-30	-	+85
Storage Temperature Range	°C	-40	-	+85
Maximum DC Voltage	V	-	0	-
Maximum Input Power	W	1.2 W > 50,000 Hours, CW tone(Ta= +50°C)		
Ant. Tx. Rx Terminating Impedance	Ω	-	50	-
Package type & size	P2			
Length x Width	mm ²	-	3.8 x 3.8	-
Height	mm	-	-	1.45

ELECTRICAL SPECIFICATION					
PARAMETERS	CONDITION [MHZ]	UNIT	MINIMUM	TYPICAL	MAXIMUM
Tx → Ant		Specifications			
Insertion Loss	806 ~ 821	dB	-	1.45	2.2
Ripple	806 ~ 821	dB _{p-p}	-	0.4	1.0
Return Loss	806 ~ 821	dB	13	10	-
Absolute Attenuation	0.3 ~ 790	dB	13	20	-
	851 ~ 866	dB	50	54	-
	1570 ~ 1580	dB	20	25	-
	1702 ~ 1732	dB	20	24	-
	2400 ~ 2485	dB	10	13	-
	2485 ~ 6000	dB	1	5	-
Ant → Rx		Specifications			
Insertion Loss	851 ~ 866	dB	-	1.7	2.5
Ripple	851 ~ 866	dB _{p-p}	-	0.6	1.2
Return Loss	851 ~ 866	dB	10	13	-
Absolute Attenuation	0.3 ~ 790	dB	25	32	-
	806 ~ 821	dB	52	56	-
	2400 ~ 2485	dB	35	42	-
	2485 ~ 6000	dB	10	13	-
Rx → Tx		Specifications			
Isolation	806 ~ 821	dB	55	58	-
	851 ~ 866	dB	50	57	-

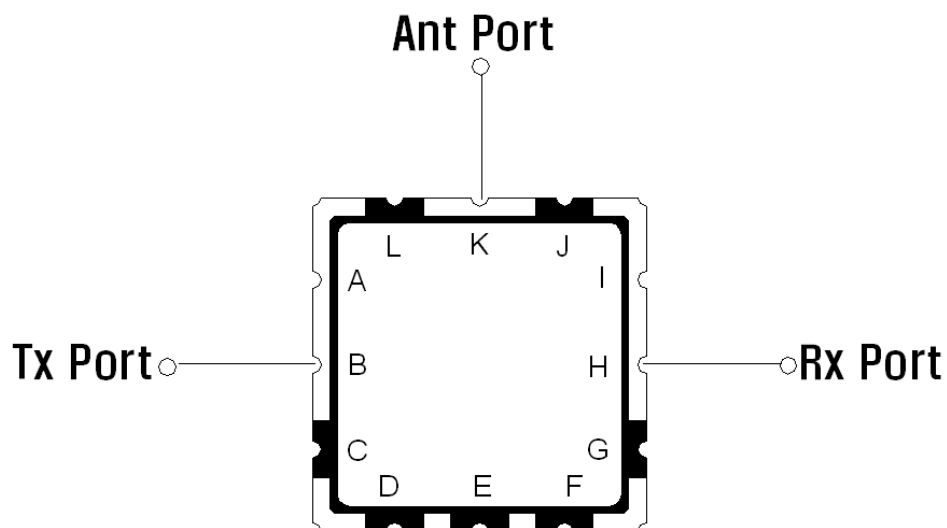
Package Dimensions



Marking Descriptions	
N	Application
6	Series Number
X	Date Code (Year)
Y	Date Code (Month)

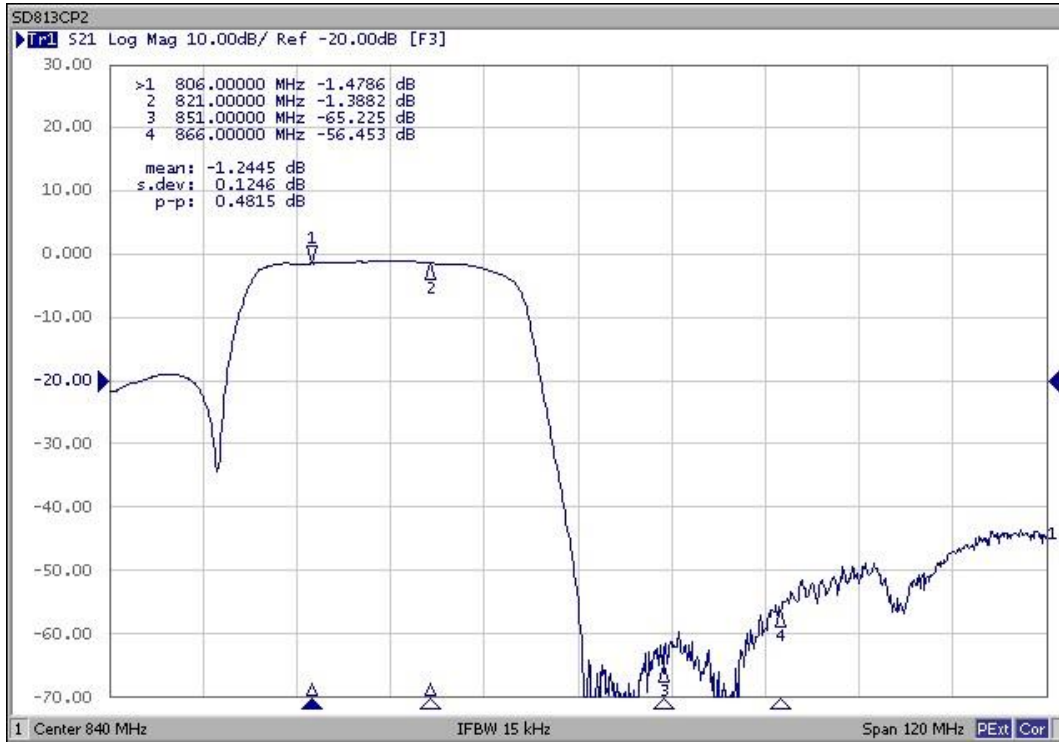
Pin Description	
A, C, D, E, F, G, I, J, L	Ground
H	Rx Port(858.5MHz)
K	Antenna
B	Tx Port (813.5MHz)

Testing Environment

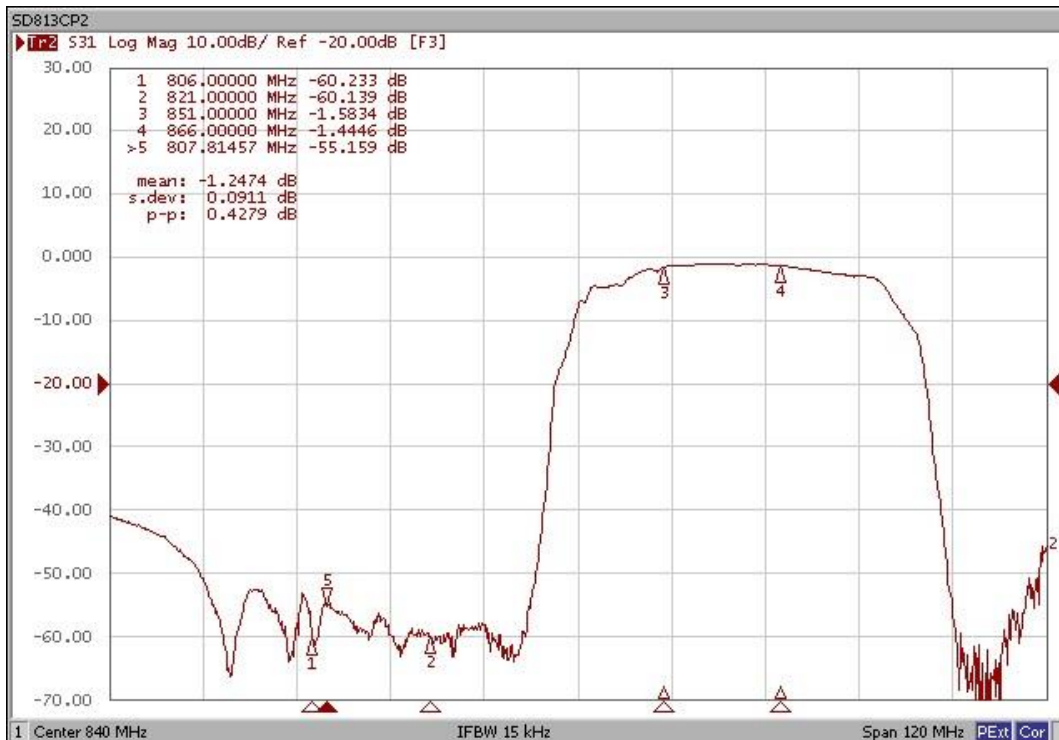


Frequency Characteristics

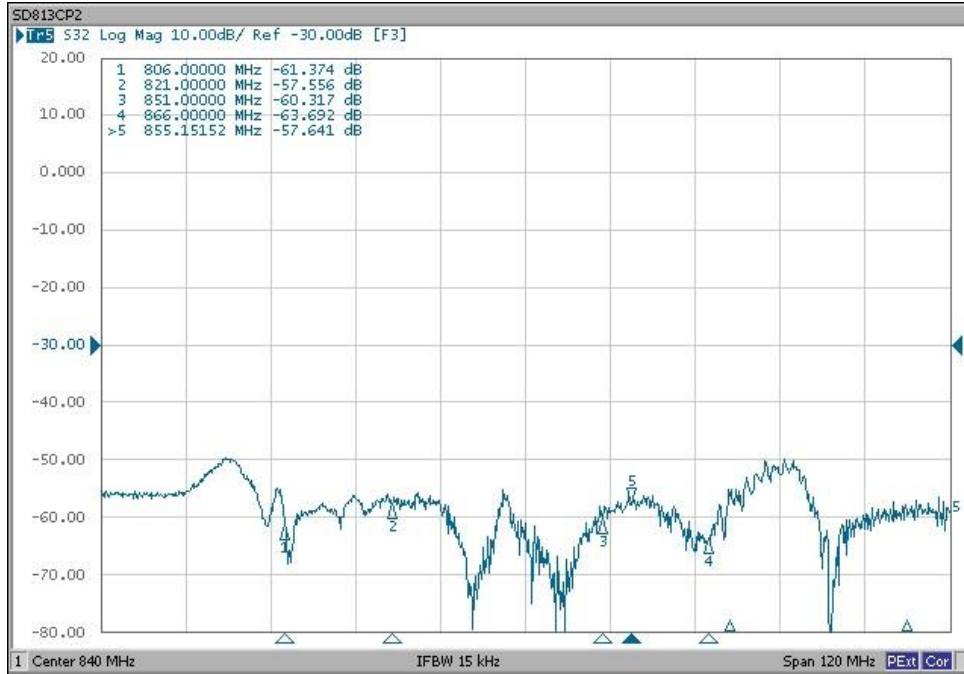
Tx Characteristic



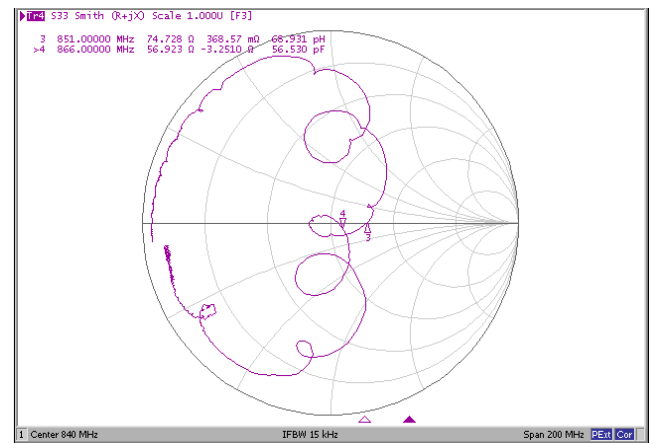
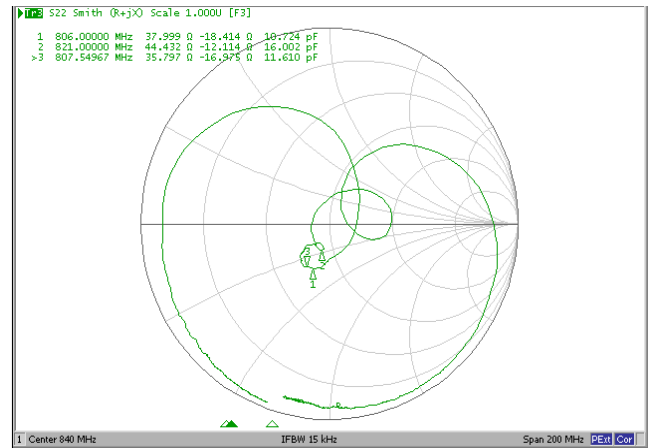
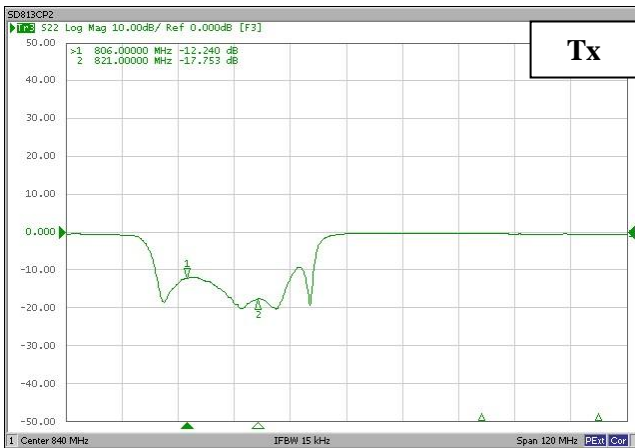
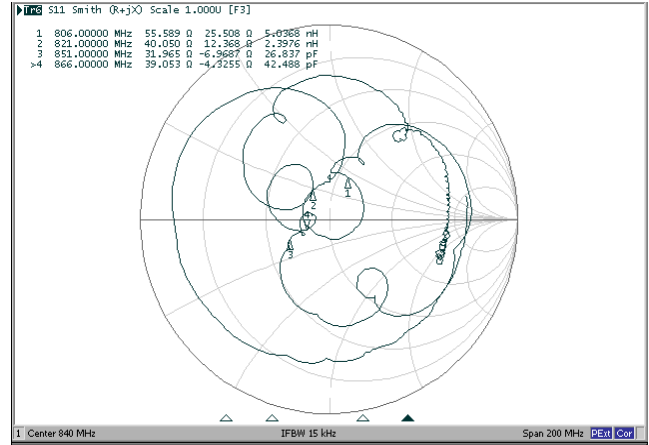
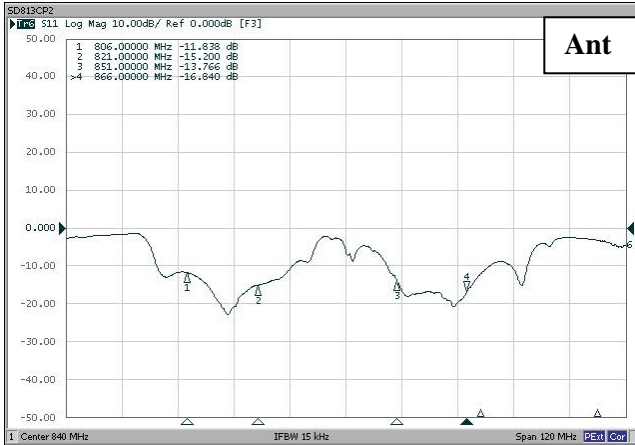
Rx Characteristic



Isolation Characteristic



Return Loss & Smith Chart



Wide Span

