

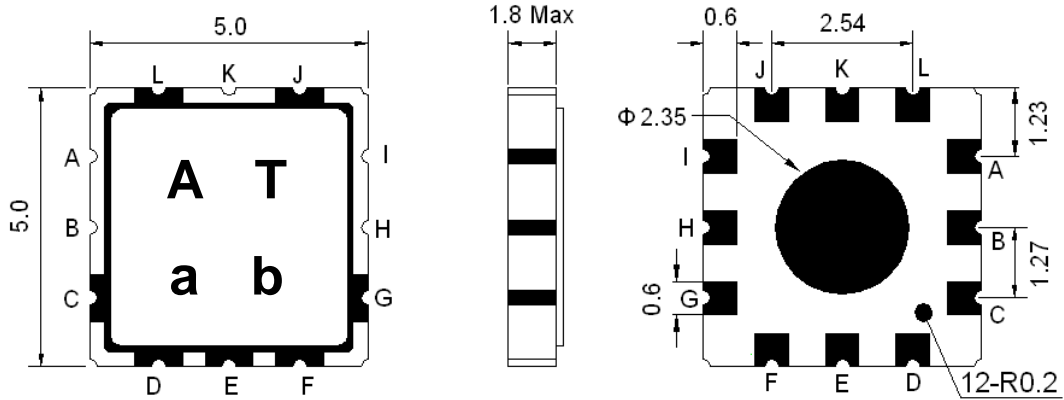
- CDMA450 A-Band, SAW Duplexer
- Revision 1:

Electrical Characteristics

MAXIMUM RATING				
PARAMETERS DESCRIPTION	UNIT	MINIMUM	TYPICAL	MAXIMUM
Operating Temperature Range	°C	-30	-	+80
Storage Temperature Range	°C	-40	-	+85
Maximum DC Voltage	V	-	0	-
Maximum Input Power	W	1.0 W > 50000 Hours, CW tone(Ta= +50°C)		
Input Impedance	Ω	-	50	-
Output Impedance	Ω	-	50	-
Package type & size	K2			
Length x Width	mm ²	-	5.0 x 5.0	-
Height	mm	-	-	1.8

ELECTRICAL SPECIFICATION					
PARAMETERS	CONDITION [MHZ]	UNIT	MINIMUM	TYPICAL	MAXIMUM
Tx → Ant		Specifications			
Insertion Loss	452.5 ~ 457.5	dB	-	2.0	2.8
VSWR	452.5 ~ 457.5	-	-	1.4	2.0
Absolute Attenuation	0.3 ~ 443.0	dB	25	27	-
	462.5 ~ 467.5	dB	37	55	-
	467.5 ~ 1400.0	dB	25	32	-
	1400.0 ~ 2000.0	dB	10	17	-
Ant → Rx		Specifications			
Insertion Loss	462.5 ~ 467.5	dB	-	2.6	4.3
VSWR	462.5 ~ 467.5	-	-	1.4	2.0
Absolute Attenuation	0.3 ~ 452.5	dB	25	27	-
	452.5 ~ 457.5	dB	43	52	-
	485.0 ~ 510.0	dB	25	31	-
	510.0 ~ 1200.0	dB	20	30	-
	1200.0 ~ 2000.0	dB	35	43	-
Tx → Rx		Specifications			
Isolation	452.5 ~ 457.5	dB	43	53	-
	462.5 ~ 467.5	dB	37	57	-

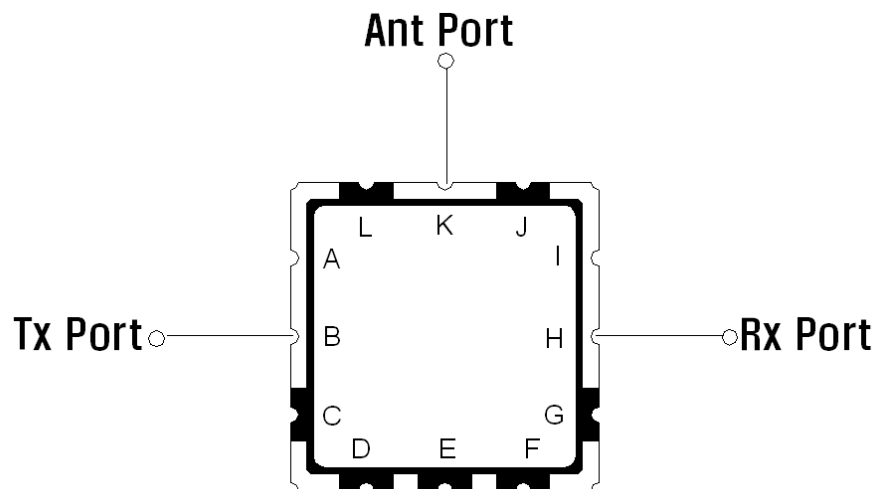
Package Dimensions



Marking Descriptions	
A	Application
T	Series Number
a	Date Code (Year)
b	Date Code (Month)

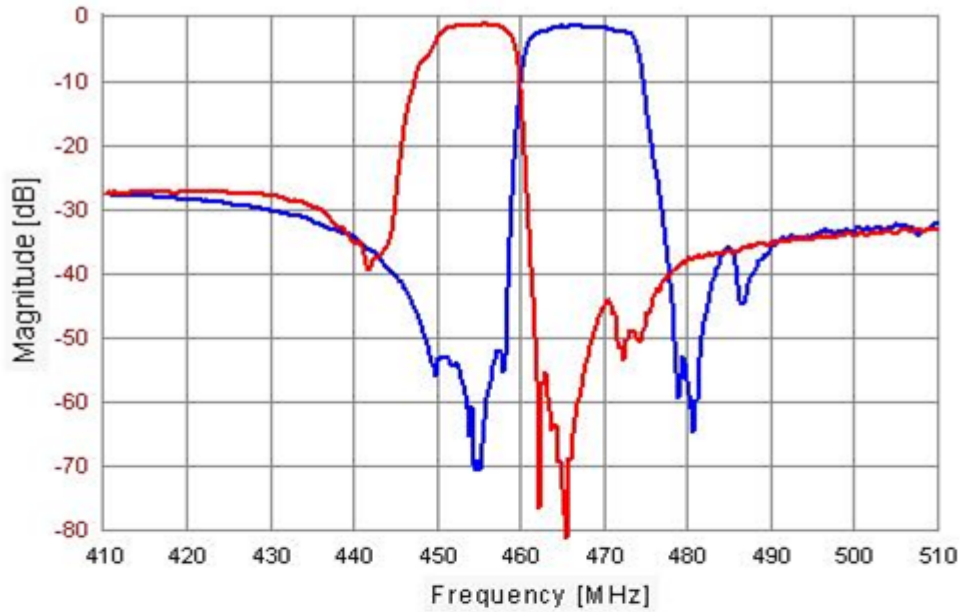
Pin Description	
A, C, D, E, F, G, I, J, L	Ground
H	Receiver
K	Antenna
B	Transmitter

Testing Environment

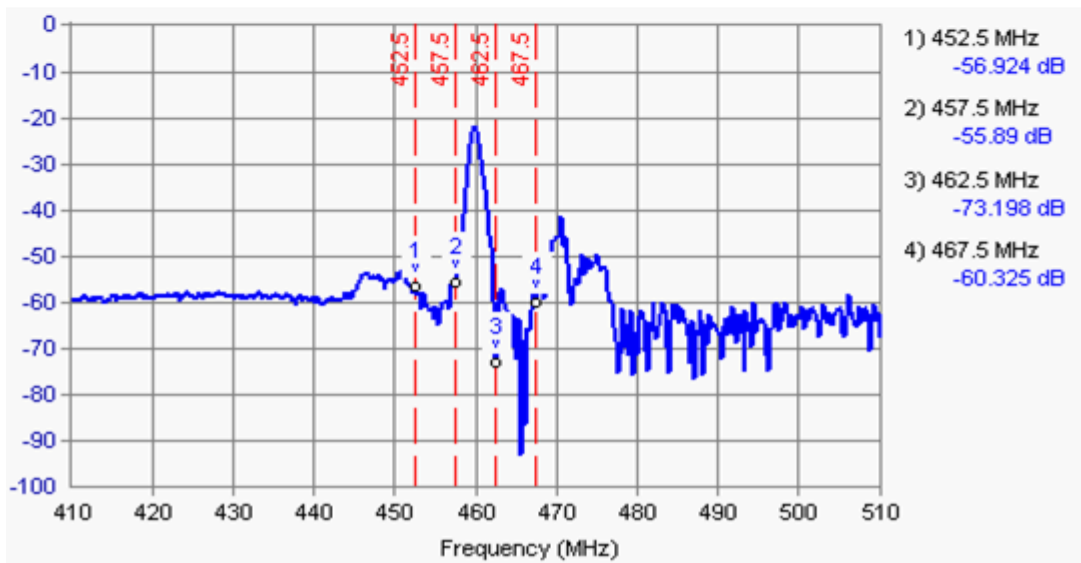


Frequency Characteristics

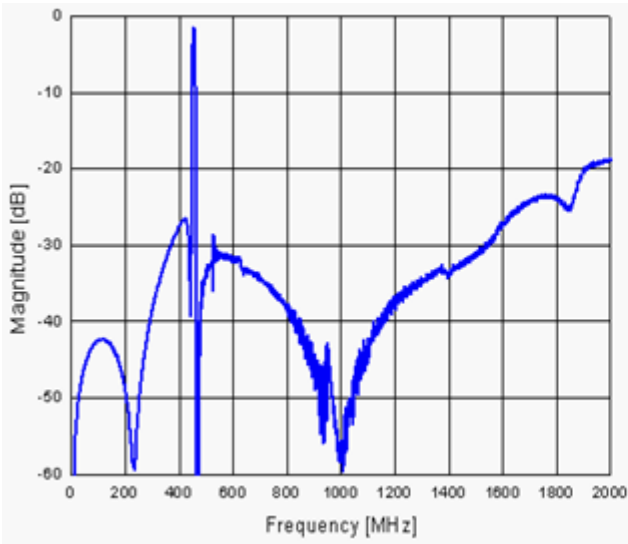
Tx to Ant, Ant to Rx



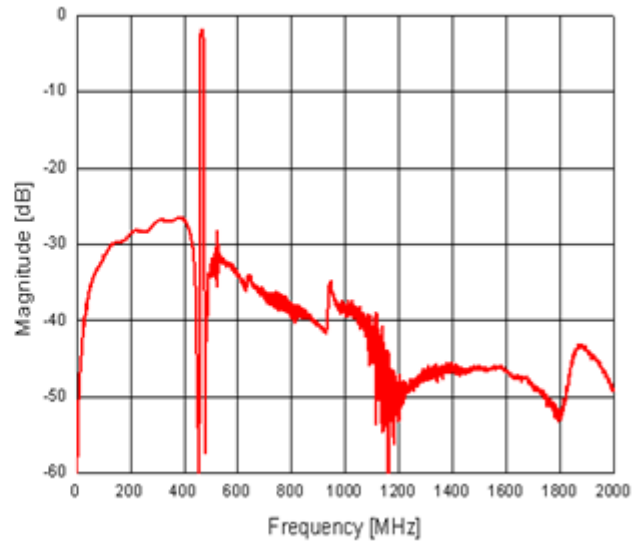
Tx to Rx Isolation



Tx to Ant

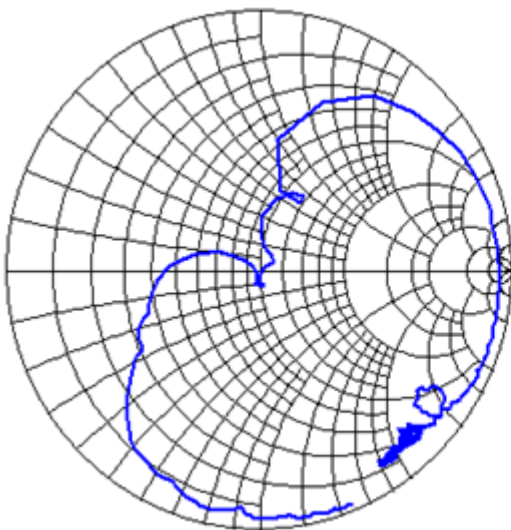


Ant to Rx

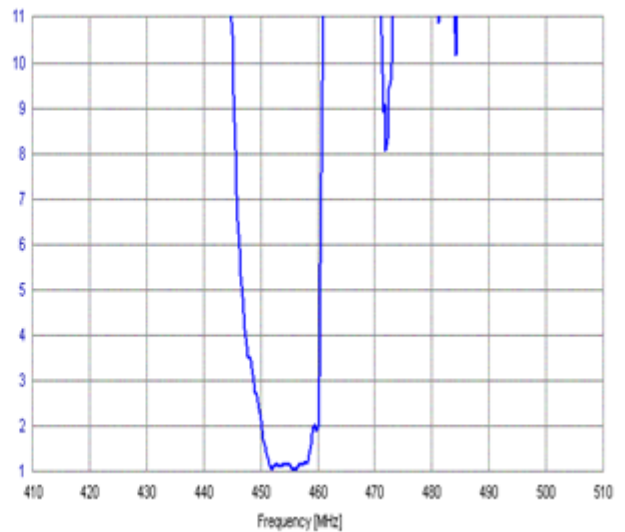


Tx Port

Smith Chart

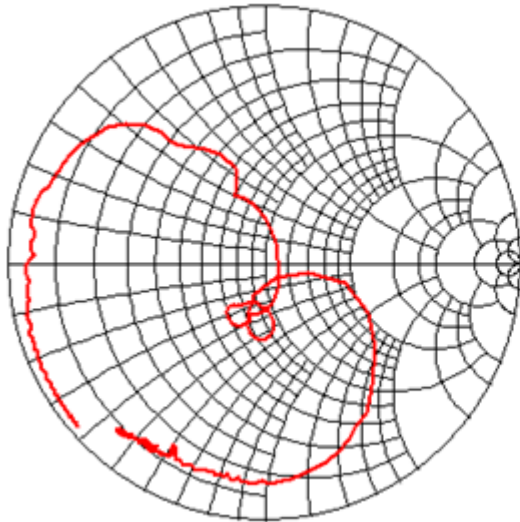


VSWR

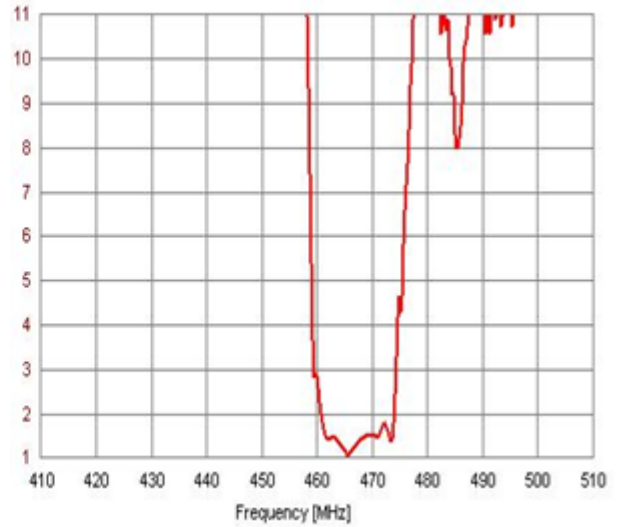


Rx Port

Smith Chart

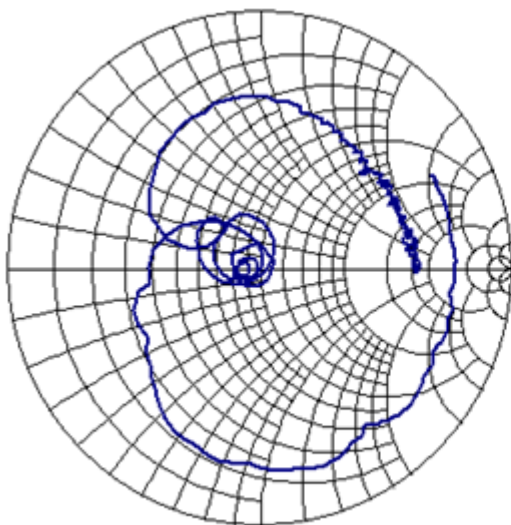


VSWR



Ant Port

Smith Chart



VSWR

