

- SAW Duplexer For 1432.9MHz / 1480.9MHz
- Revision 0: July 2011

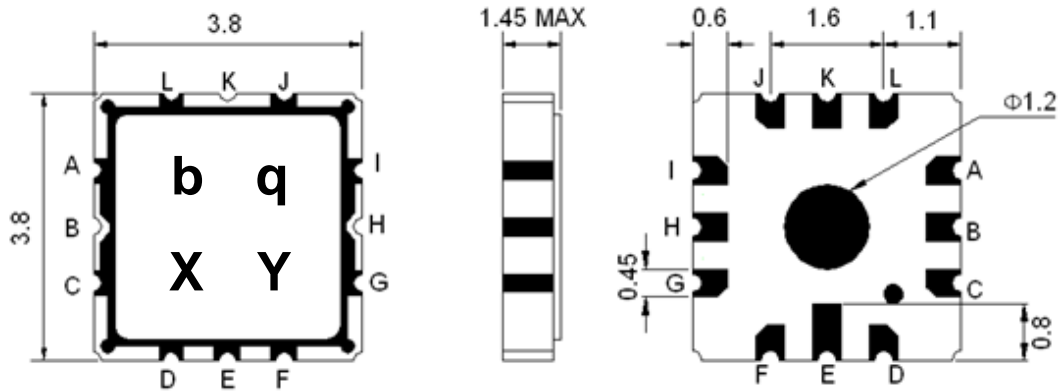
Electrical Characteristics

MAXIMUM RATING				
PARAMETERS DESCRIPTION	UNIT	MINIMUM	TYPICAL	MAXIMUM
Operating Temperature Range	°C	-20	-	+70
Storage Temperature Range	°C	-40	-	+85
Maximum DC Voltage	V	-	0	-
Maximum Input Power	dBm	28dBm > 50,000 Hours, CW tone(Ta= +50°C)		
Input Impedance (Antenna)	Ω	-	50	-
Output Tx Impedance	Ω	-	50	-
Output Rx Impedance	Ω	-	50	-
Package type & size	PB			
Length x Width	mm ²	-	3.8 x 3.8	-
Height	mm	-	-	1.45

ELECTRICAL SPECIFICATION					
PARAMETERS	CONDITION [MHZ]	UNIT	MINIMUM	TYPICAL	MAXIMUM
Tx_1432.9MHz		Specifications			
Insertion Loss	1427.9 ~ 1437.9	dB	-	1.8	3.2
Amplitude Ripple	1427.9 ~ 1437.9	dB _{p-p}	-	0.4	1.2
VSWR	1427.9 ~ 1437.9	-	-	1.5	2.1
Absolute Attenuation	1475.9 ~ 1485.9	dB	45	55	-
Rx_1480.9MHz		Specifications			
Insertion Loss	1475.9 ~ 1485.9	dB	-	2.1	3.2
Amplitude Imbalance	1475.9 ~ 1485.9	dB _{p-p}	-	0.5	1.2
VSWR	1475.9 ~ 1485.9	-	-	1.5	2.1
Absolute Attenuation	1427.9 ~ 1437.9	dB	40	46	-
Rx → Tx		Specifications			
Isolation	1427.9 ~ 1437.9	dB	40	48	-
	1475.9 ~ 1485.9	dB	45	56	-

Notes : (1) With Matching Network .

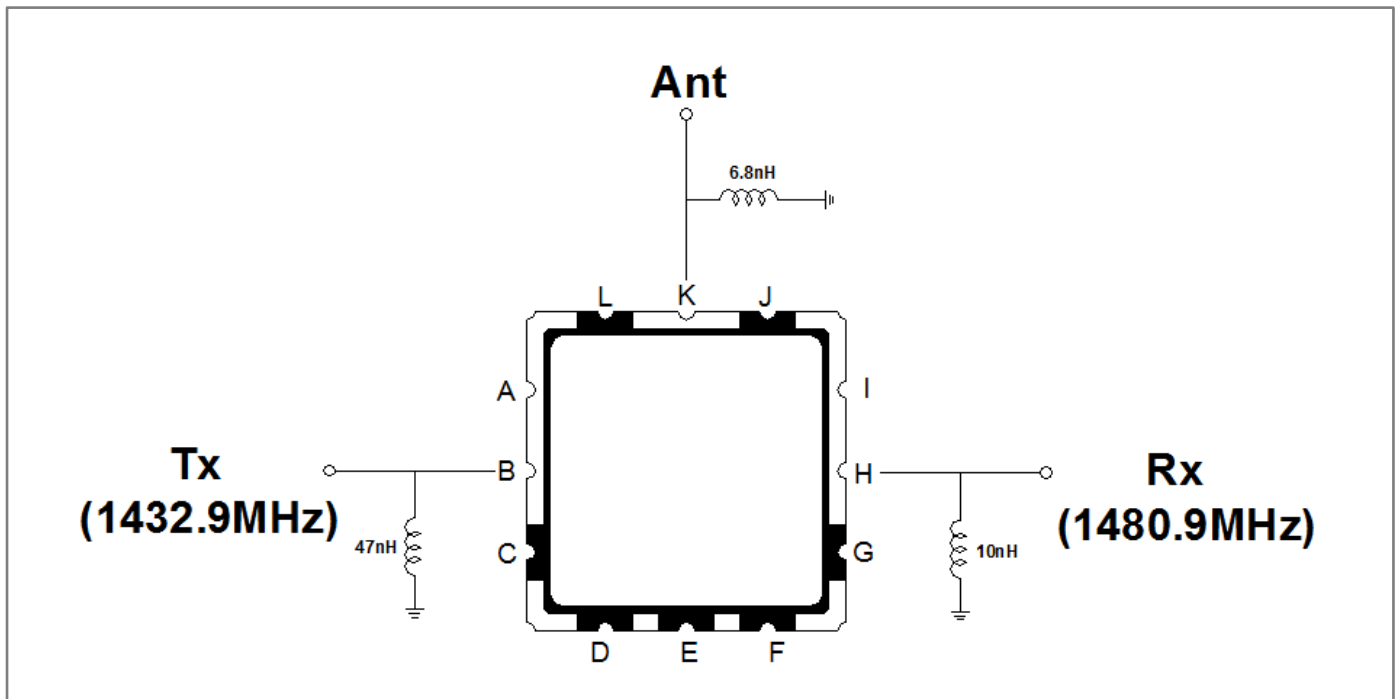
Package Dimensions



Marking Descriptions	
b	Wireless Application
q	Series Number
X	Date Code (Year)
Y	Date Code (Month)

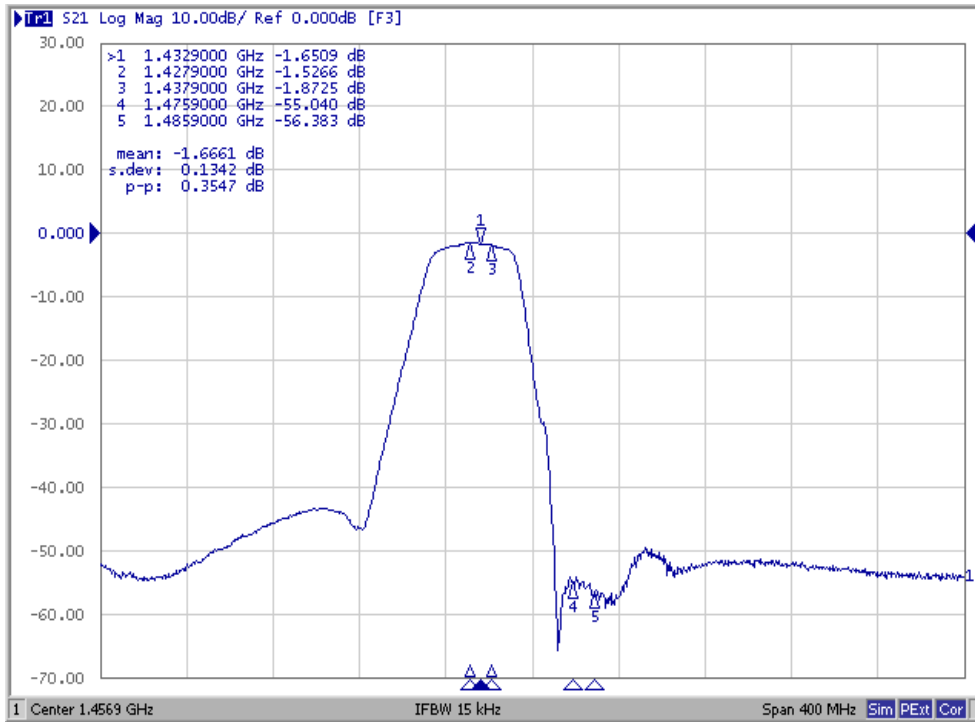
Pin Description	
A, C, D, E, F, G, I, J, L	Ground
K	Ant
B	Tx (1432.9 MHz)
H	Rx (1480.9MHz)

Testing Environment

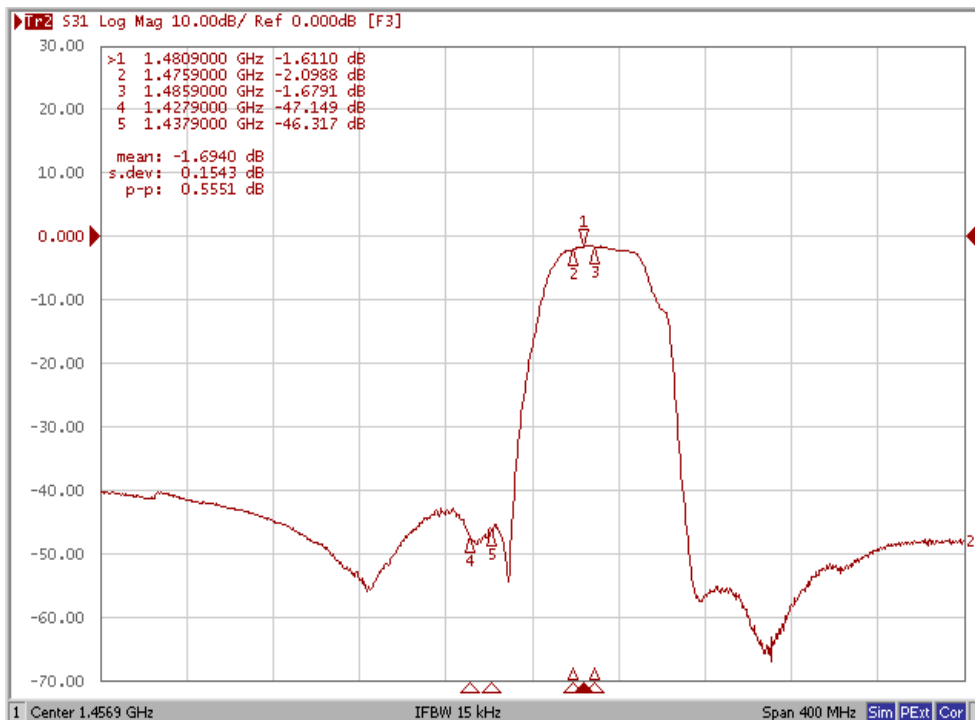


Frequency Characteristics

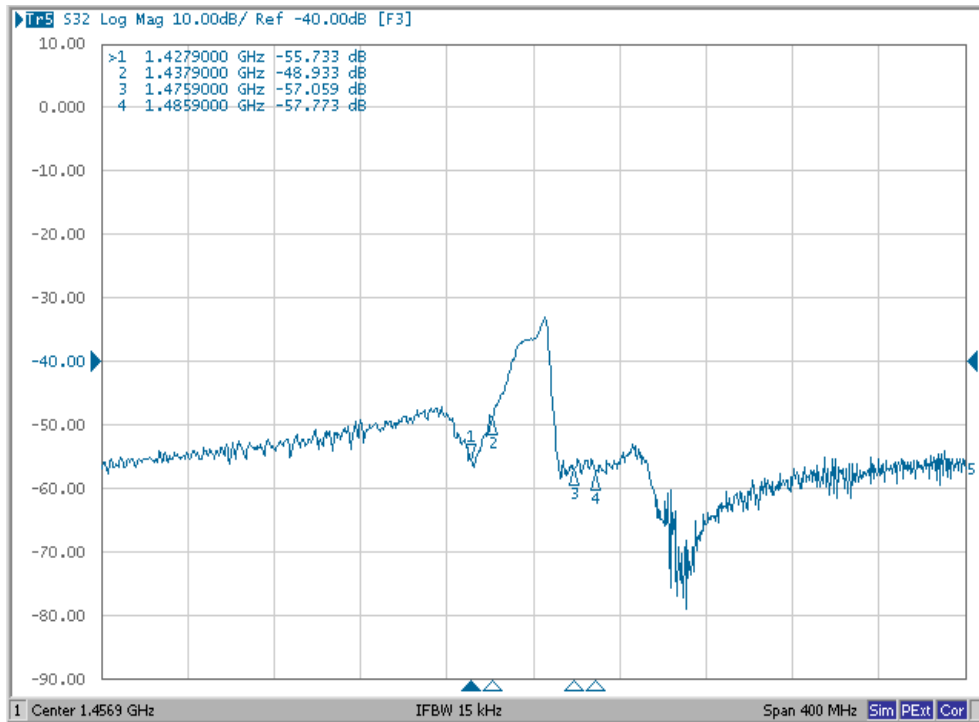
Tx to Ant



Ant to Rx

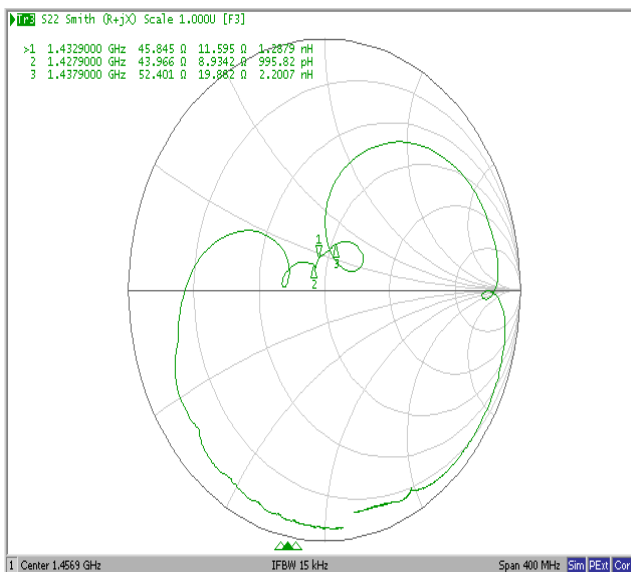


Isolation

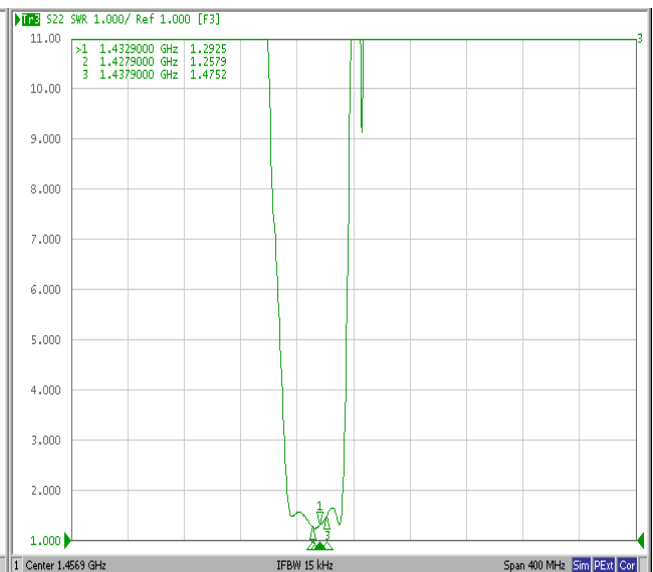


Tx Part

Smith Chart



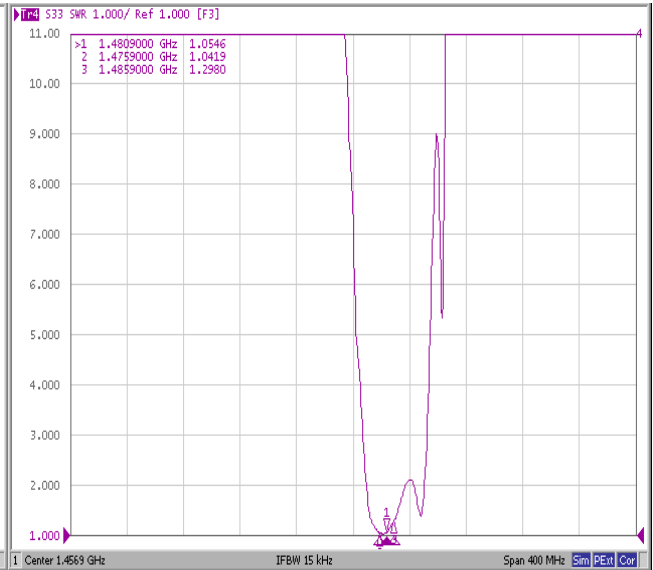
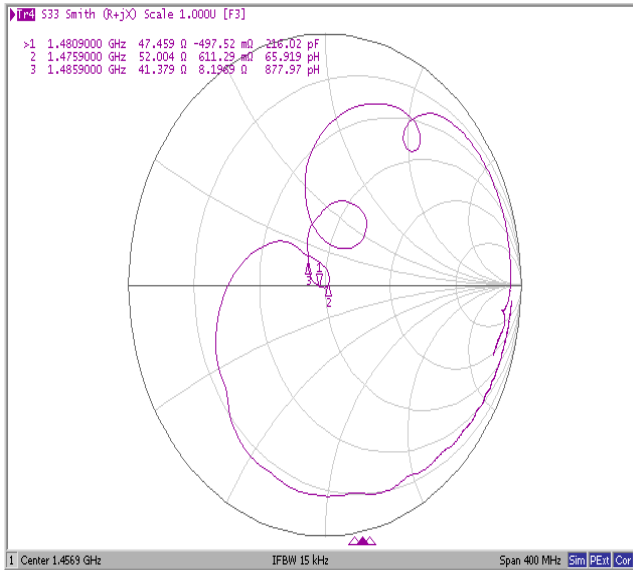
VSWR



Rx Part

Smith Chart

VSWR



Antenna

Smith Chart

VSWR

